



16 May 2023  
EMA/202385/2023

# Key performance indicators (KPIs) to monitor the European clinical trials environment

## Metrics on the Clinical Trials Regulation and Clinical Trials Directive

1 – 30 April 2023, edition 13

On the 31 January 2022 the [Clinical Trials Regulation](#) (EU) No 536/2014, hereinafter 'CTR', repealing the Clinical Trials Directive 2001/20/EC, hereinafter 'CTD', became applicable and the [Clinical Trial Information System \(CTIS\)](#) was launched. In line with the provisions outlined in Article 97 of the Clinical Trials Regulation, the European Commission shall assess the impact of the Regulation on scientific and technological progress.

This report provides an overview of Key Performance Indicators (KPIs) related to the implementation of the CTR. The Clinical Trials Regulation Metrics report is published on a monthly basis starting in May 2022. The latest and previous reports can be found at this [link](#).

This report is published as part of the business change programme Accelerating Clinical Trials EU (ACT EU), involving the European Commission, the Heads of Medicines Agencies (HMA), Clinical Trial Coordination Group (CTCG) and the Agency.

One of the priority actions of ACT EU focusses on monitoring the implementation of the CTR.

The metrics presented in the report reflect the status of applications in CTIS as of 30 April 2023 for Clinical Trial applications (CTA) submitted between 1-30 April 2023<sup>1</sup> as well as cumulative figures.

---

<sup>1</sup> The two 'smoke test' trials, submitted to CTIS for testing purposes just before the CTIS launch, are not counted)



## Table of contents

1.1. Clinical trial applications submitted under the Clinical Trials Regulation in CTIS .....	3
1.2. CTAs under Clinical Trial Directive (CTD) uploaded by Member States (MSs) in EudraCT, counted as individual clinical trial protocol.....	4
1.3. Ongoing clinical trials (CTs) .....	4
1.4. Trial with a decision under the CTR with/without deferral for the protocol.....	4
1.5. Mononational-multinational trials with a decision has been issued by the Member States Concerned (MSC) under the Clinical Trials Regulation, broken down per sponsor type (commercial vs. non-commercial) and average number of MSCs.....	5
1.6. Mononational-multinational trials with a NCA decision and an Ethics Committee opinion have been issued by the Member States under the Clinical Trials Directive, broken down per sponsor type (commercial vs. non-commercial) and average number of MSs.....	6
1.7. Clinical trials with a decision per phase (i.e. I, II, III, IV, as well as CT first in human or combined phases early (I and II)) under CTR .....	6
1.8. Clinical trials for which a NCA decision and an Ethics Committee opinion have been issued per phase (i.e. I, II, III, IV, as well as CT first in human or combined phases early (I and II)) under CTD .....	8
1.9. Clinical trials with a decision under CTR, per therapeutic area .....	9
1.10. Clinical trials with a NCA decision and an Ethics Committee opinion under CTD, per therapeutic area .....	9
1.11. Clinical trials with a decision with an ATMP and per type under CTR .....	9
1.12. Clinical trials with a NCA decision and an Ethics Committee opinion, with an ATMP and per type under CTD.....	11
1.13. Clinical trial applications under the CTR per applicable trial status during the selected period, broken down per sponsor type: non- commercial/commercial .....	11
1.14. Art 14 applications to add a new Member State Concerned: (re-)submission, authorisation, rejection, lapsed and withdrawn dossiers.....	12
1.15. CTAs under Article 5 of CTR [full dossier initial applications] per applicable trial status, at EU, at MS level and with Reporting Member State (RMS) details .....	13
1.16. Number of CTA Article 11 of CTR [partial dossier initial applications with later Part II submission] per applicable trial status during the reporting period, at EU and at MS level ..	16
1.17. Average time from submission to reporting date (Article 11 and Article 5 of CTR), and to first decision (Article 5 of CTR) for initial applications and Substantial Modifications part I or part I and II .....	16
1.18. Number of submitted, validated, authorised, rejected, lapsed and withdrawn Substantial Modification (SM) applications, related to part I / II / I and II, by sponsor type .....	16
1.19. Number of active substances (ASs) in CTR EU trials (mononational and multinational AS) per safety assessing Member States.....	17
<b>Annex I Average time from submission to decision for initial CTAs .....</b>	<b>19</b>

# Clinical Trial Information System (CTIS) and EudraCT metrics

This report shows the key performance indicators (KPIs) generated from CTIS containing information on clinical trials in the EU/EEA.

## 1.1. Clinical trial applications submitted under the Clinical Trials Regulation in CTIS

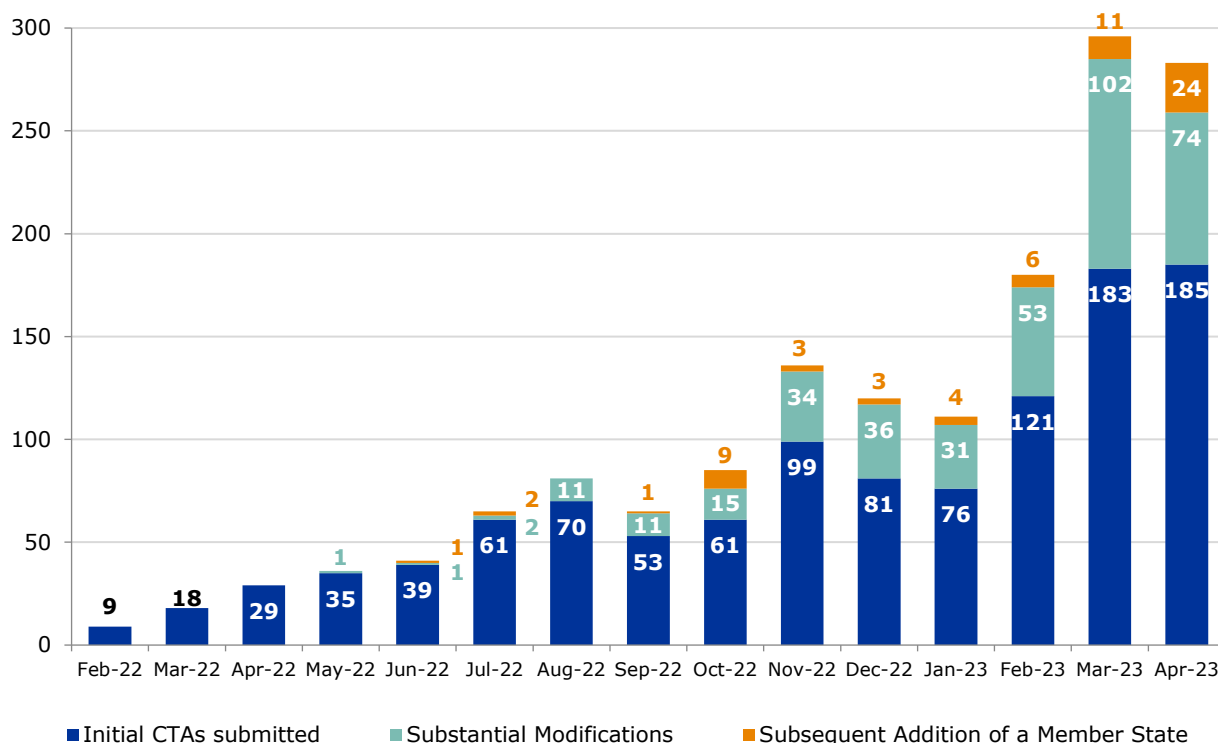
Following the mandatory use of CTIS since 31 January 2023, the submission of initial clinical trials applications has seen an increase from month to month.

Overall, 1,555 clinical trial applications (CTAs) have been submitted in CTIS since the launch of the system on 31 January 2022, of which 1,120 are initial clinical trial applications, 371 are substantial modification applications and 64 are applications for the addition of a new Member State Concerned.

Of the submitted applications during January 2023, 10 are re-submissions of applications that previously lapsed (4), were withdrawn (3) and were not-authorized (3).

Specifically, the applications submitted in April 2023 include initial clinical trial applications<sup>2</sup>, substantial modifications<sup>3</sup> and addition of a new Member State Concerned<sup>4</sup> applications in the selected period.<sup>5</sup>

### CTAs submitted in CTIS per month



<sup>2</sup> Initial clinical trials applications are those submitted in accordance with the requirements of Article 5 and Article 11, as applicable, of the Clinical Trials Regulation (EU) No 536/2014

<sup>3</sup> Substantial modifications are those submitted in accordance with the requirements of chapter III of the Clinical Trials Regulation (EU) No 536/2014

<sup>4</sup> Applications to add a new Member States Concerned are submitted in accordance with the requirements of Article 14 of Regulation (EU) No 536/2014

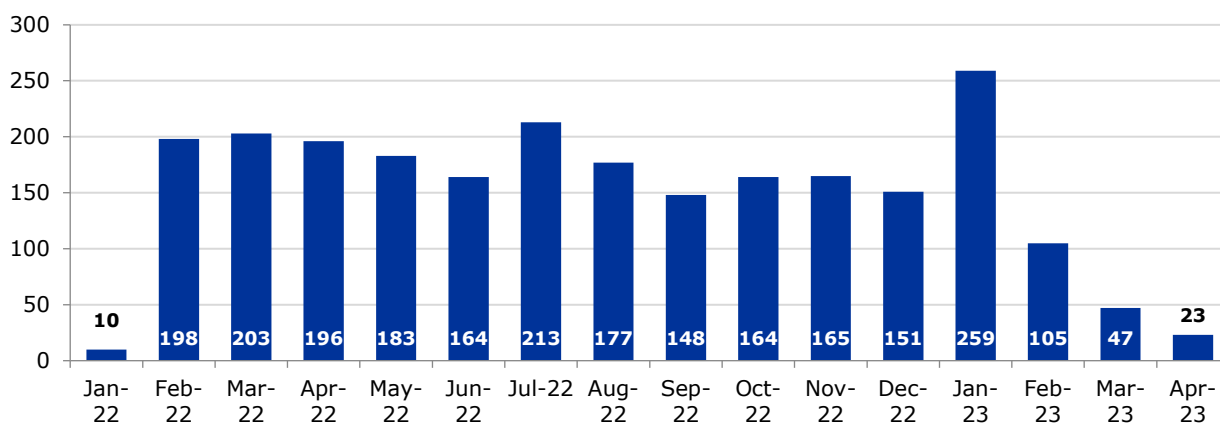
<sup>5</sup> Corrigendum: the graph shows the corrected figures for initial clinical trial applications submitted in July which are 60 and not 58 as displayed in the report edition 4. The incorrect calculation was due to an error in the reporting system.

## 1.2. CTAs under Clinical Trial Directive (CTD) uploaded by Member States (MSs) in EudraCT, counted as individual clinical trial protocol

The graph below shows the number of CTAs uploaded by the Member States in EudraCT as individual clinical trial protocol, per month during the selected period<sup>7</sup>.

Overall 2,406 CTAs have been uploaded in EudraCT, since 31 January 2022, including those ones submitted to the Member States prior to the mandatory use of CTIS for new initial applications applicable since 31 January 2023 and uploaded in EudraCT after this date.

### CTAs uploaded by Member States in EudraCT (CTAs are counted as individual trial protocol)



## 1.3. Ongoing clinical trials (CTs)

### CTs under the CTR with at least one positive decision in the EU

The term 'ongoing' refers to clinical trials, authorised in at least one Member State Concerned, where the sponsor has notified in CTIS the start date of the recruitment of patients at the clinical investigator sites<sup>6</sup>.

As of 31 January 2022, 194 clinical trials were reported as ongoing in CTIS.

### CTs under the CTD

In EudraCT there are no fields available to capture recruitment status at the level of the Member States.

## 1.4. Trial with a decision under the CTR with/without deferral<sup>7</sup> for the protocol

Due to a CTIS known issue, a mitigation measure has been put in place to prevent publication of clinical trials with deferrals. As a consequence, clinical trials with any type of deferrals with a decision issued mid-August onwards are not available in the public domain. This is a temporary measure until the functionality of the deferral mechanism is restored. Sponsors and EU/EEA Members have the possibility to apply deferrals to clinical trials data, which will be published in due course once the issue is resolved.

Therefore, information on number of deferrals applied for the protocol will be reinstated once the functionality of the deferral mechanism is restored.

<sup>6</sup> Details on recruitment status are based on the information reported by the trial sponsor in CTIS

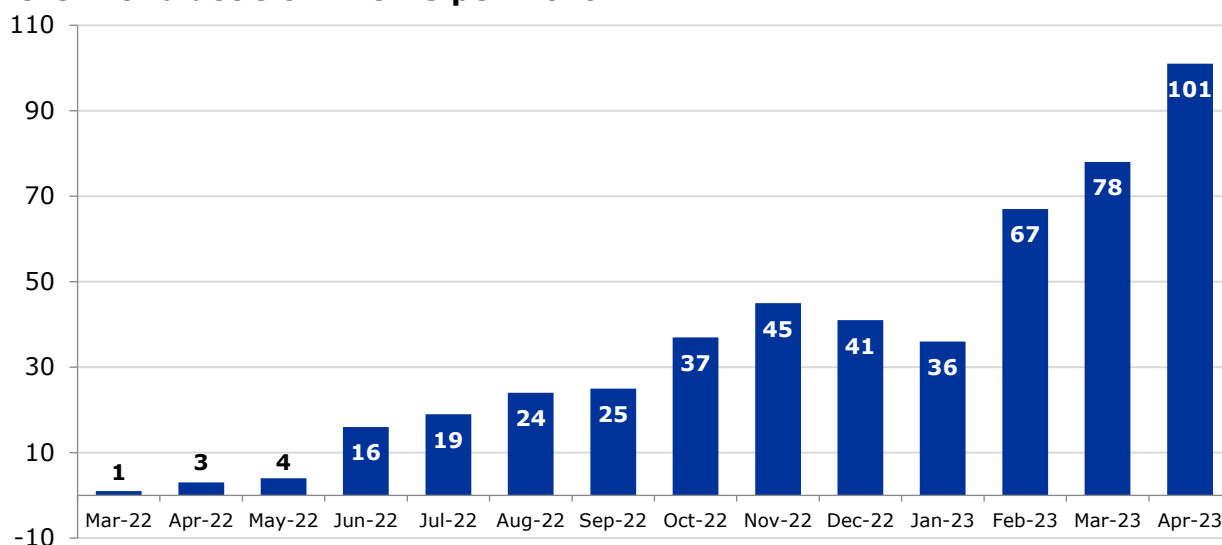
<sup>7</sup> The option to defer the protocol is only available in CTIS.

**1.5. Mononational-multinational trials with a decision has been issued by the Member States Concerned (MSC) under the Clinical Trials Regulation, broken down per sponsor type (commercial vs. non-commercial) and average number of MSCs<sup>8</sup>**

The graph below shows the number of trials for which at least one decision has been issued in CTIS by a Member State Concerned, per month, since 31 January 2022; meaning a trial has been authorised, authorised with conditions, not authorised or trials previously authorised that have now ended. In March 2022 the first positive decision for a trial was issued.

As visible in the graph below, the number of trials with a decision substantially increased compared to the previous months leading to the cumulative total of clinical trials with a decision rising by 25%, from 396 to a total of 497 clinical trials, of which 12 were reported as ended.

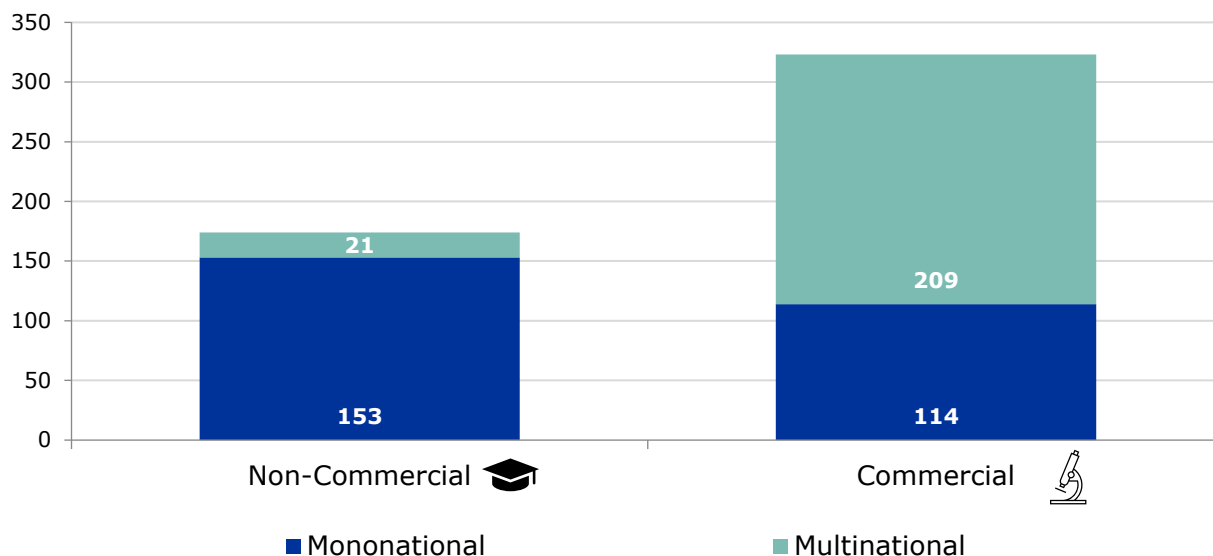
**CTs with a decision in CTIS per month**



The graph below shows the number of clinical trials for which a decision has been issued by the first MSC, with information whether the trial is a mono- or multinational and in relation to sponsor type.

<sup>8</sup> Details on trial sponsor type, commercial vs non-commercial are derived based on information reported at the time of registration of an organisation in OMS: Organisation Management Service database, and are not recorded as such in the clinical trial application form. Commercial classification includes for example industry, pharmaceutical company, while non-commercial classification includes values such as academia, health care facility, micro, small and medium enterprises.

## CTs with a decision in CTIS Split into Sponsor Type and Mono- vs Multinational



Multinational clinical trials with a decision rose by 33% to a total of 230 with an average of 6 Member States Concerned in CTIS.

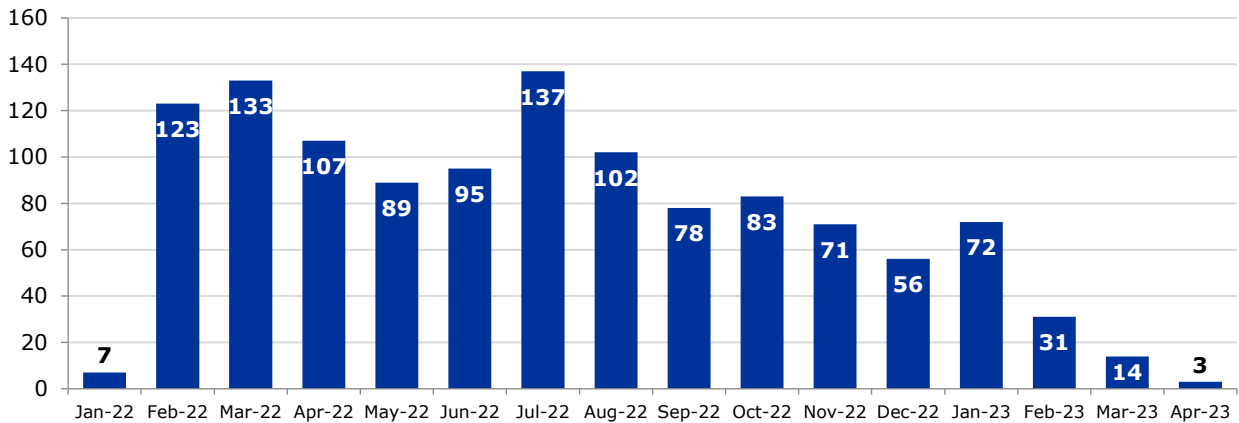
### **1.6. Mononational-multinational trials with a NCA decision and an Ethics Committee opinion have been issued by the Member States under the Clinical Trials Directive, broken down per sponsor type (commercial vs. non-commercial) and average number of MSs**

The graph below shows the number of clinical trials, as individual clinical trials protocols, that received a National Competent Authority decision and an Ethics Committee opinion from the first Member State uploading the CTA in EudraCT, per month, since 31 January 2022<sup>9</sup> displayed by upload date in EudraCT.

Similarly to graph 1.2 above, graph 1.6 below shows the number of trials for which a decision has been uploaded by the Member States concerned in EudraCT for initial applications that were submitted prior to CTIS mandatory use applicable since 31 January 2023. The numbers of applications with a NCA decision and Ethics Committee opinion may increase overtime, as soon as additional information is provided in EudraCT by the Member States. The cumulative total rose from 930 to a total of 1,201 clinical trials by end April 2023.

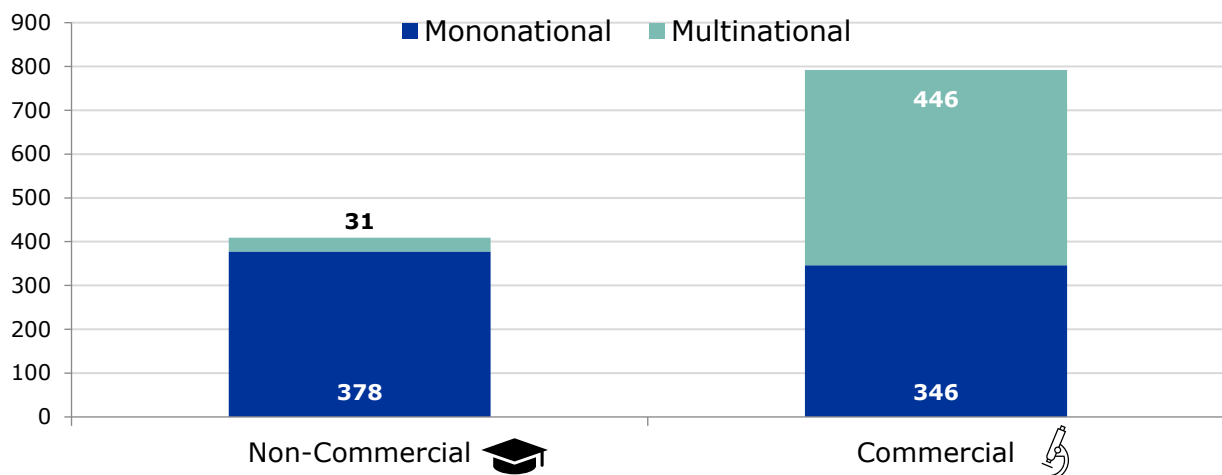
<sup>9</sup> The data shown in the graph for January 2022 refers to CTA loaded in EudraCT on 31 January 2022 only having a subsequent decision by the national Competent Authority and Ethic Committee opinion loaded in EudraCT.

### CTs in EudraCT per month



The graph below shows the number of clinical trials with an issued decision and opinion, with information whether the trial is a mono- or multinational and in relation to sponsor type.

### CTs in EudraCT Split into Sponsor Type and Mono- vs Multinational



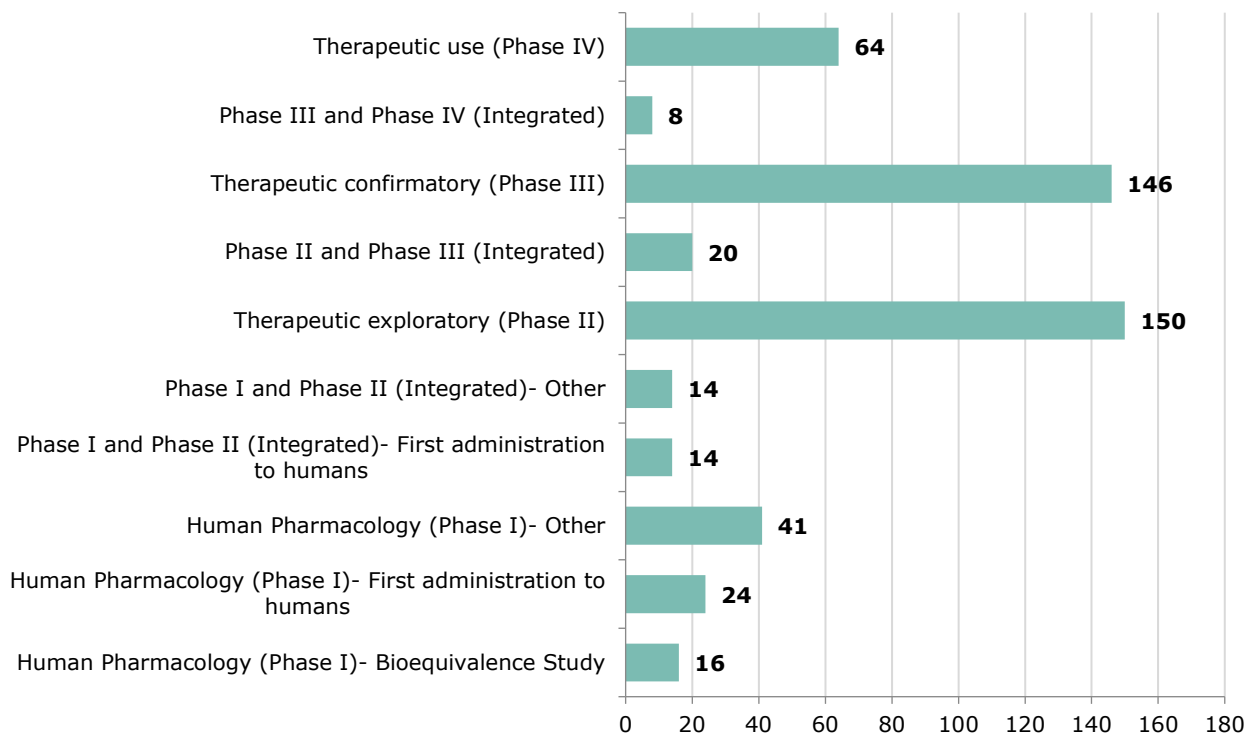
Considering clinical trials with an issued decision and opinion, on average 4 Member States are involved in multinational trials.

### 1.7. Clinical trials with a decision per phase (i.e. I, II, III, IV, as well as CT first in human or combined phases early (I and II)) under CTR<sup>10</sup>

The graph below shows the number of clinical trials with a decision, broken down per trial phase.

<sup>10</sup> More than one trial phase can be selected for a single trial and it is counted in each trial. The graph shows the applicable trial phases in the selected period.

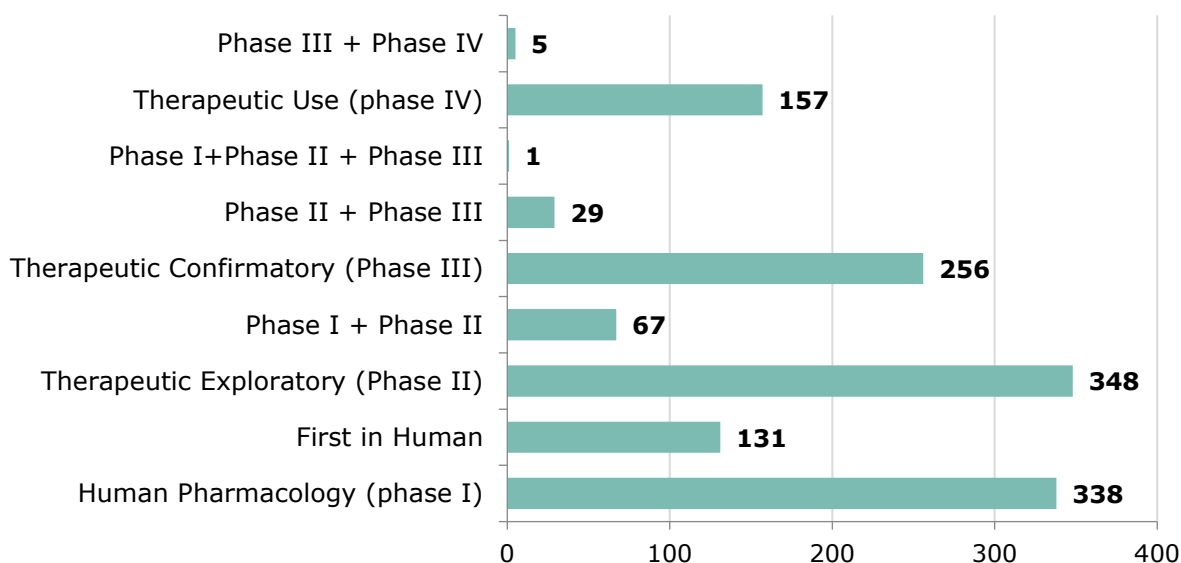
### CTs with a decision in CTIS per phase



**1.8. Clinical trials for which a NCA decision and an Ethics Committee opinion have been issued per phase (i.e. I, II, III, IV, as well as CT first in human or combined phases early (I and II)) under CTD**

The graph below shows the number of clinical trials, as individual clinical trial protocol, uploaded in EudraCT as of 31 January 2022, with a decision by the National Competent Authority and an opinion by the Ethics Committee inserted by the first Member State uploading the CTA in EudraCT, broken down per trial phase.

### CTs in EudraCT per phase

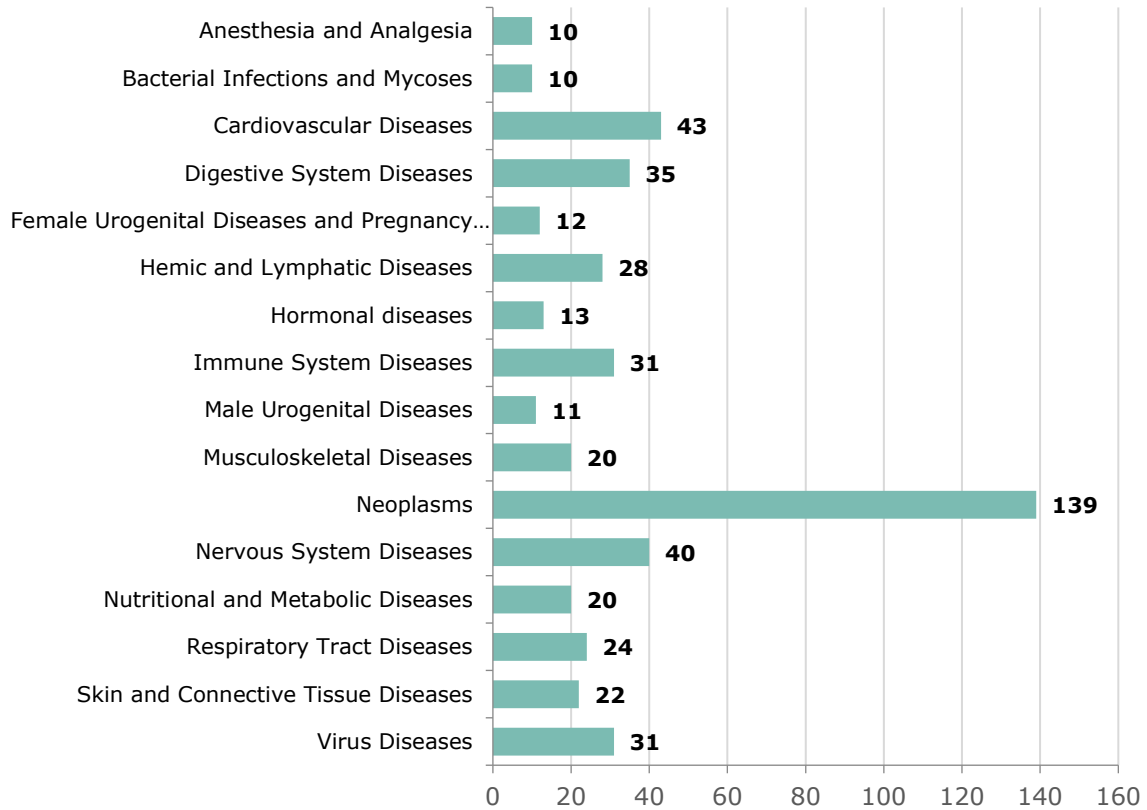




### 1.9. Clinical trials with a decision under CTR, per therapeutic area<sup>11</sup>

The graph below shows the number of clinical trials with a decision in CTIS showing the 15 most frequent therapeutic areas.

#### CTs with a decision in CTIS per therapeutic area



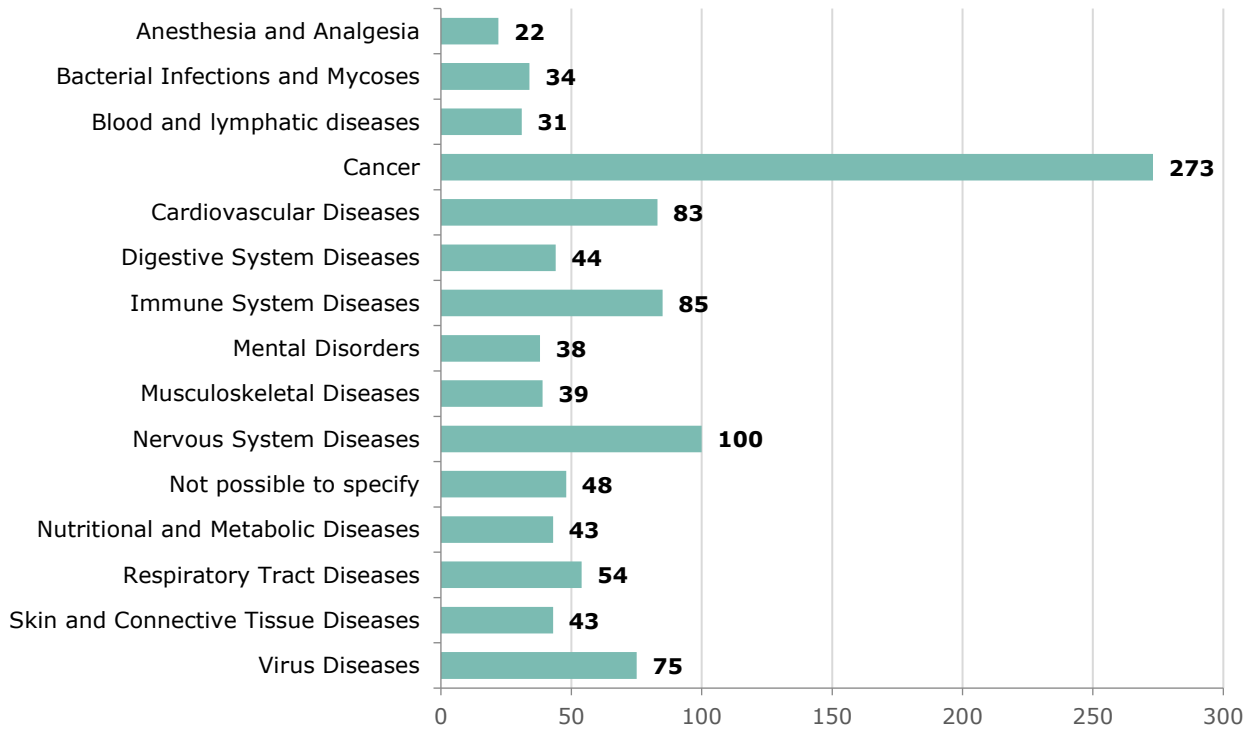
### 1.10. Clinical trials with a NCA decision and an Ethics Committee opinion under CTD, per therapeutic area

The graph below shows the number of clinical trials, as individual clinical trial protocol, for which a decision by the National Competent Authority and an opinion by the Ethics Committee have been inserted by the first Member State uploading the CTA in EudraCT, showing the most frequent 15 therapeutic areas.<sup>12</sup>

<sup>11</sup> In case a clinical trial investigates several therapeutic areas, it is counted in each of such identified therapeutic areas.

<sup>12</sup> The value 'not possible to specify' in the graph above reflects the fact that section E.1.1.2 of the CTA was not filled in

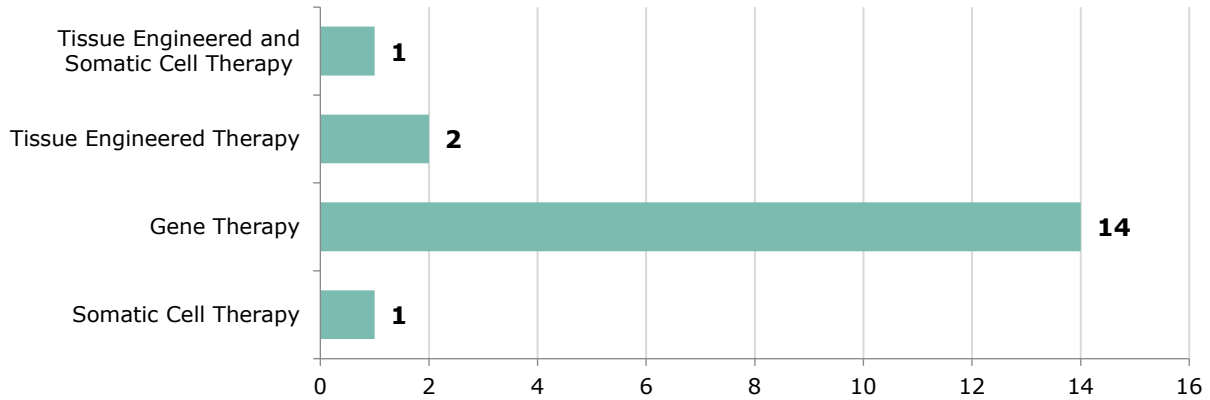
### CTs in EudraCT per therapeutic area



**1.11. Clinical trials with a decision with an ATMP and per type under CTR**

Eighteen clinical trial with a decision included an ATMP, with the following therapeutic types.

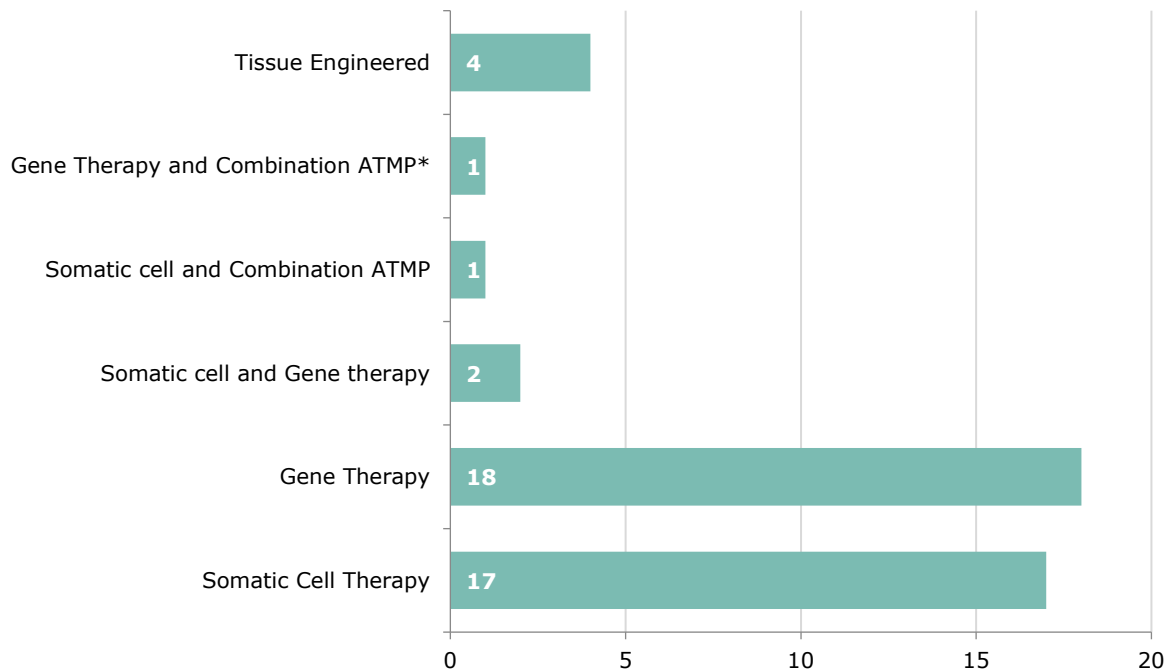
**CTs in CTIS per ATMP type**



**1.12. Clinical trials with a NCA decision and an Ethics Committee opinion, with an ATMP and per type under CTD**

There were 43 clinical trials in EudraCT since 31 January 2022, with a decision and an opinion issued by 30 April 2023 by the first Member State uploading the CTA in EudraCT, including an advanced therapy medicinal products. The graph below shows the number of clinical trials per ATMP type as reported in EudraCT.

**CTs in EudraCT per ATMP type**

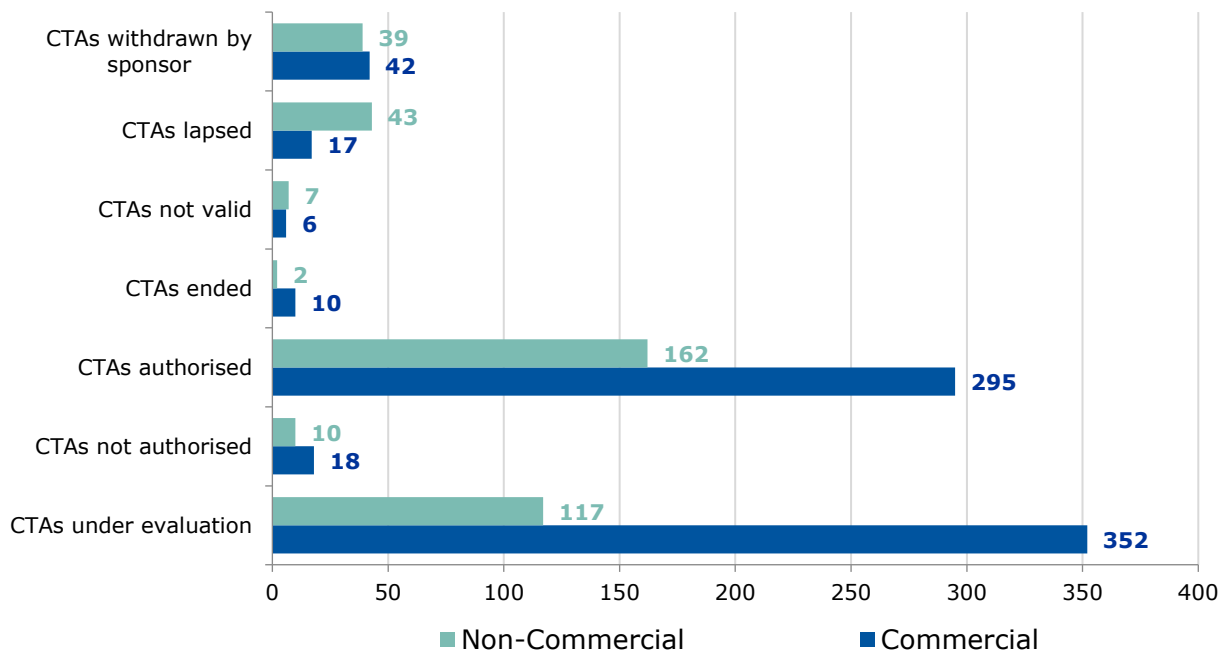


\* Combination ATMP with a medical device.

**1.13. Clinical trial applications under the CTR per applicable trial status during the selected period, broken down per sponsor type: non-commercial/commercial**

The graph below shows the number of initial clinical trial applications, per applicable overall trial status<sup>13</sup> and information of sponsor type submitted in CTIS since 31 January 2022.

**CTAs per Trial status in CTIS  
Commercial versus Non-Commercial**



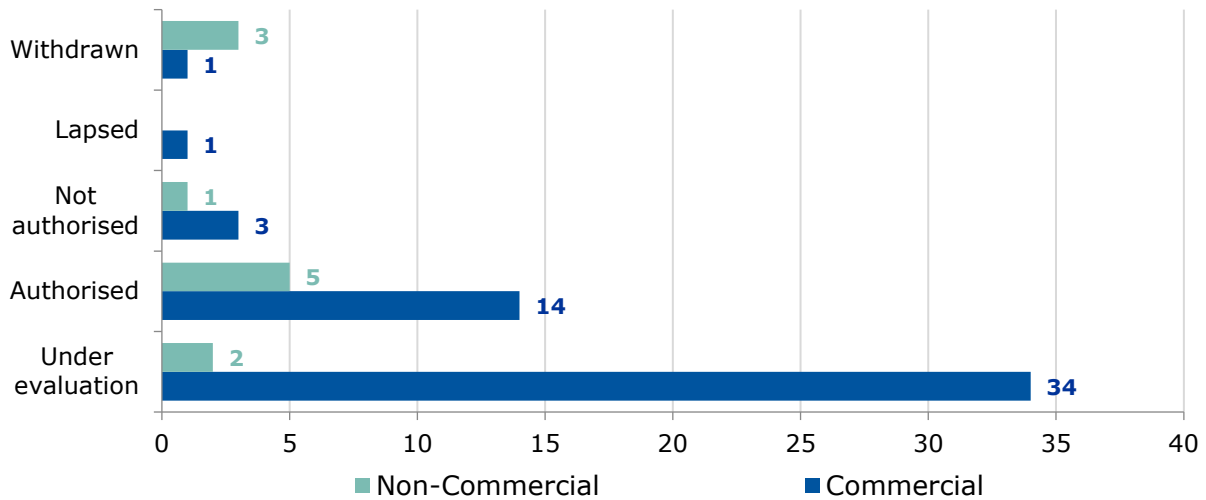
**1.14. Art 14 applications to add a new Member State Concerned: (re-)submission, authorisation, rejection, lapsed and withdrawn dossiers**

As of 31 January 2022 23 clinical trial applications for the addition of a new MSC, foreseen under Article 14 of Regulation (EU) No 536/2014, have been submitted in CTIS for 29 clinical trials. The below graph provides overview status per application submitted until 30 April 2023.<sup>14</sup>

<sup>13</sup> Overall trial status is the status per application and not per individual Member State Concerned. The Overall trial status is derived based on defined business rules, for example in an initial trial application is under evaluation in two MSC and authorised in a third MSC, the overall trial status for the application will be: authorised.

<sup>14</sup> The status of a previously lapsed application to add a new Member State Concerned has changed since the last published report to withdrawn.

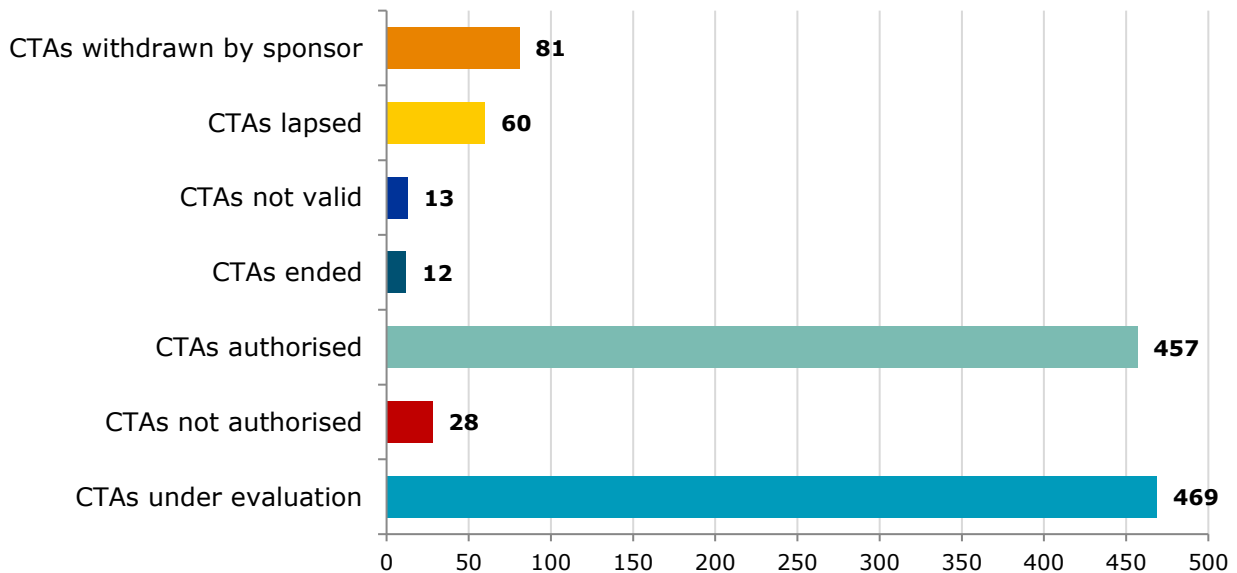
### Addition of a Member State Concerned application status' in CTIS Commercial versus Non-Commercial



#### 1.15. CTAs under Article 5 of CTR [full dossier initial applications] per applicable trial status, at EU, at MS level and with Reporting Member State (RMS) details

The graph below shows the number of initial clinical trial applications with full dossier, submitted in accordance with Article 5 of CTR since 31 January 2022, per applicable overall status at EU level.

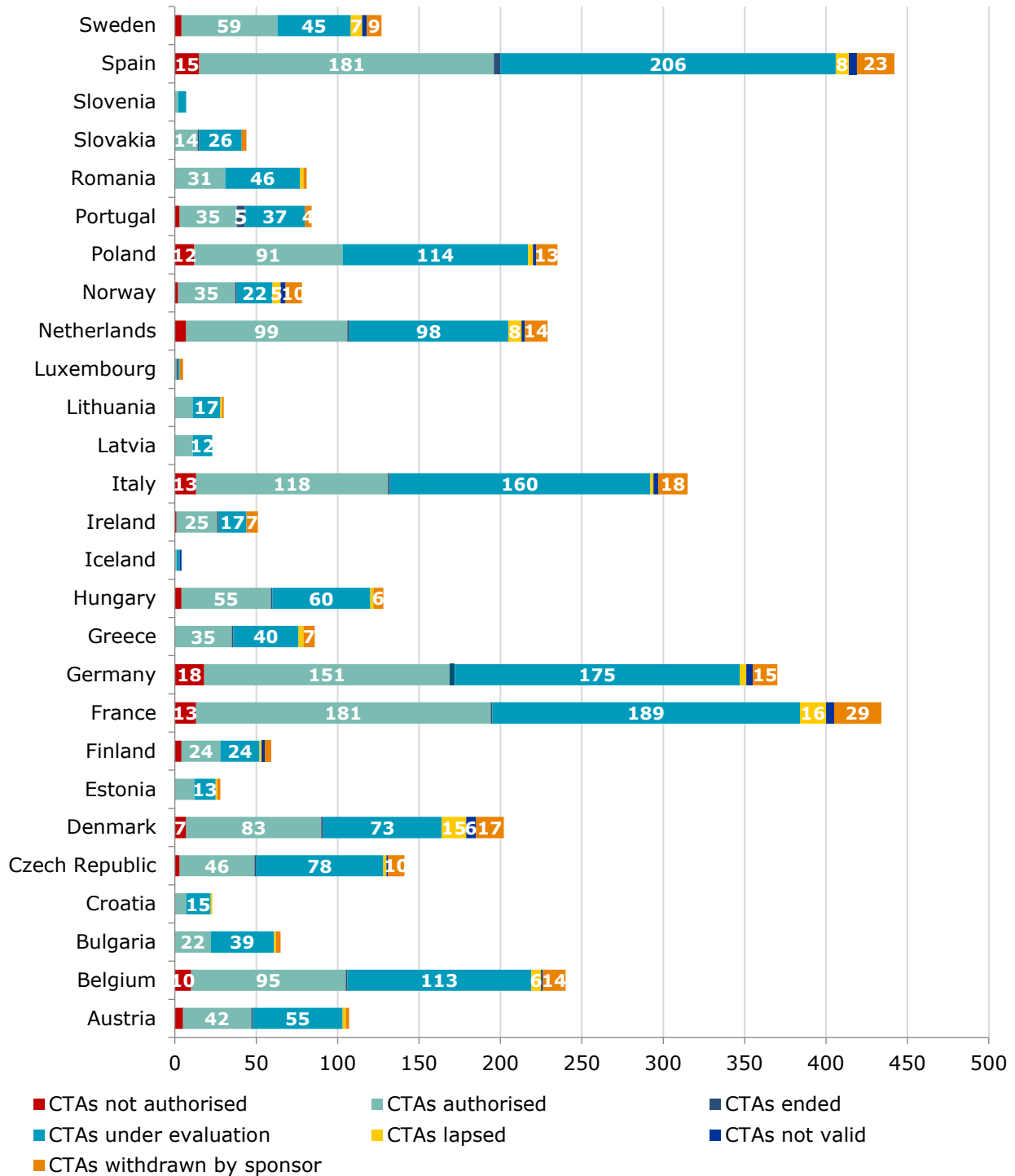
#### CTAs in CTIS per Status



Clinical trial applications under evaluation have increased by 18% , and by 26% for clinical trial applications authorised compared to the previous reporting period.

The graph below shows the number of initial clinical trial applications with full dossier, submitted in accordance with Article 5 of CTR since 31 January 2022, per applicable status at the level of the Member States Concerned<sup>15</sup>.

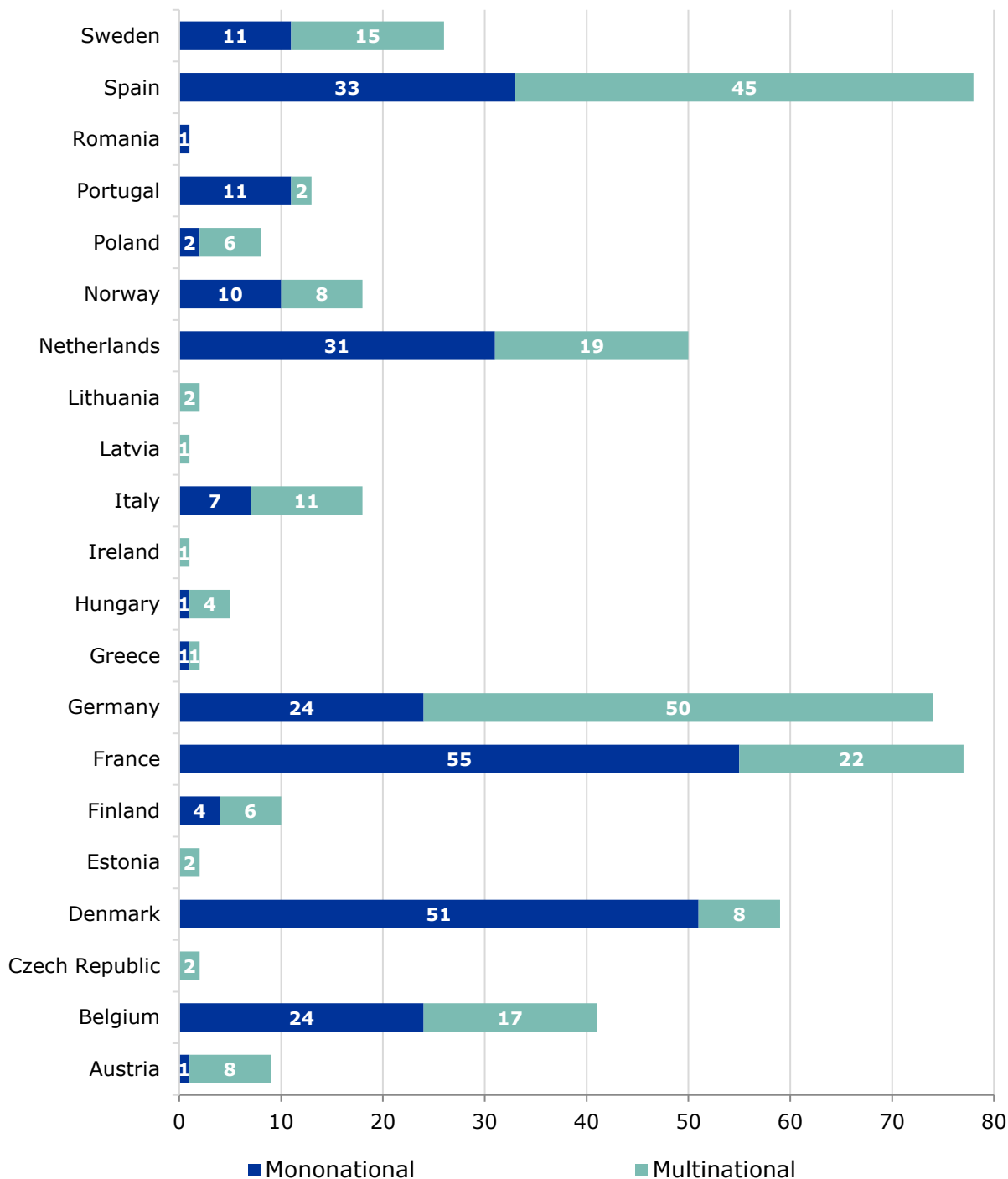
## Member States Concerned



<sup>15</sup> In multinational clinical trials the same application has been submitted to multiple Member State Concerned, and it is counted in the graph in each applicable MSC.

The graph below shows the distribution of appointment of Reporting Member State (RMS)<sup>16</sup>, amongst the applicable Member States Concerned, for clinical trial applications on which a decision has been issued for mono- and multinational trials.

### Reporting Member States Mononational vs Multinational



<sup>16</sup> RMS is the Reporting Member State appointed in line with the requirements of Article 5 of the Clinical Trials Regulation (EU) No 536/2014

**1.16. Number of CTA Article 11 of CTR [partial dossier initial applications with later Part II submission] per applicable trial status during the reporting period, at EU and at MS level**

Partial initial applications submitted to CTIS in line with the requirements of Article 11 of the Regulation (EU) No 536/2014 will be considered for future reporting.

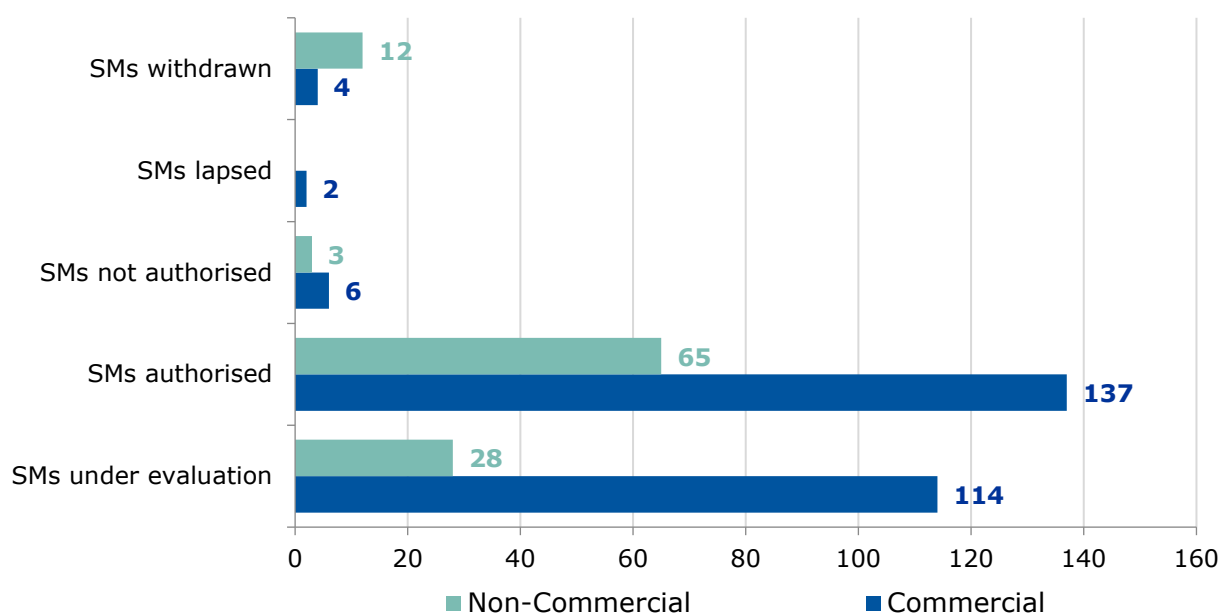
**1.17. Average time from submission to reporting date<sup>17</sup> (Article 11 and Article 5 of CTR), and to first decision (Article 5 of CTR) for initial applications and Substantial Modifications part I or part I and II**

On average it took 92 calendar days to issue a decision, during the selected period, for the 497 initial clinical trial applications. More details can be found in Annex I.

**1.18. Number of submitted, validated, authorised, rejected, lapsed and withdrawn Substantial Modification (SM) applications, related to part I / II / I and II, by sponsor type**

As of 31 January 2022, 371 distinct applications for substantial modifications, foreseen in chapter II of Regulation (EU) No 536/2014, were submitted in CTIS for 208 clinical trials.

**SMs status' in CTIS  
Commercial versus Non-Commercial**



<sup>17</sup> The reporting date is equal to the date of the RMS conclusion on part I assessment



### **1.19. Number of active substances (ASs) in CTR EU trials (mononational and multinational AS) per safety assessing Member States**

During the reporting period 11 saMS<sup>18</sup> were appointed for 28 active substances.

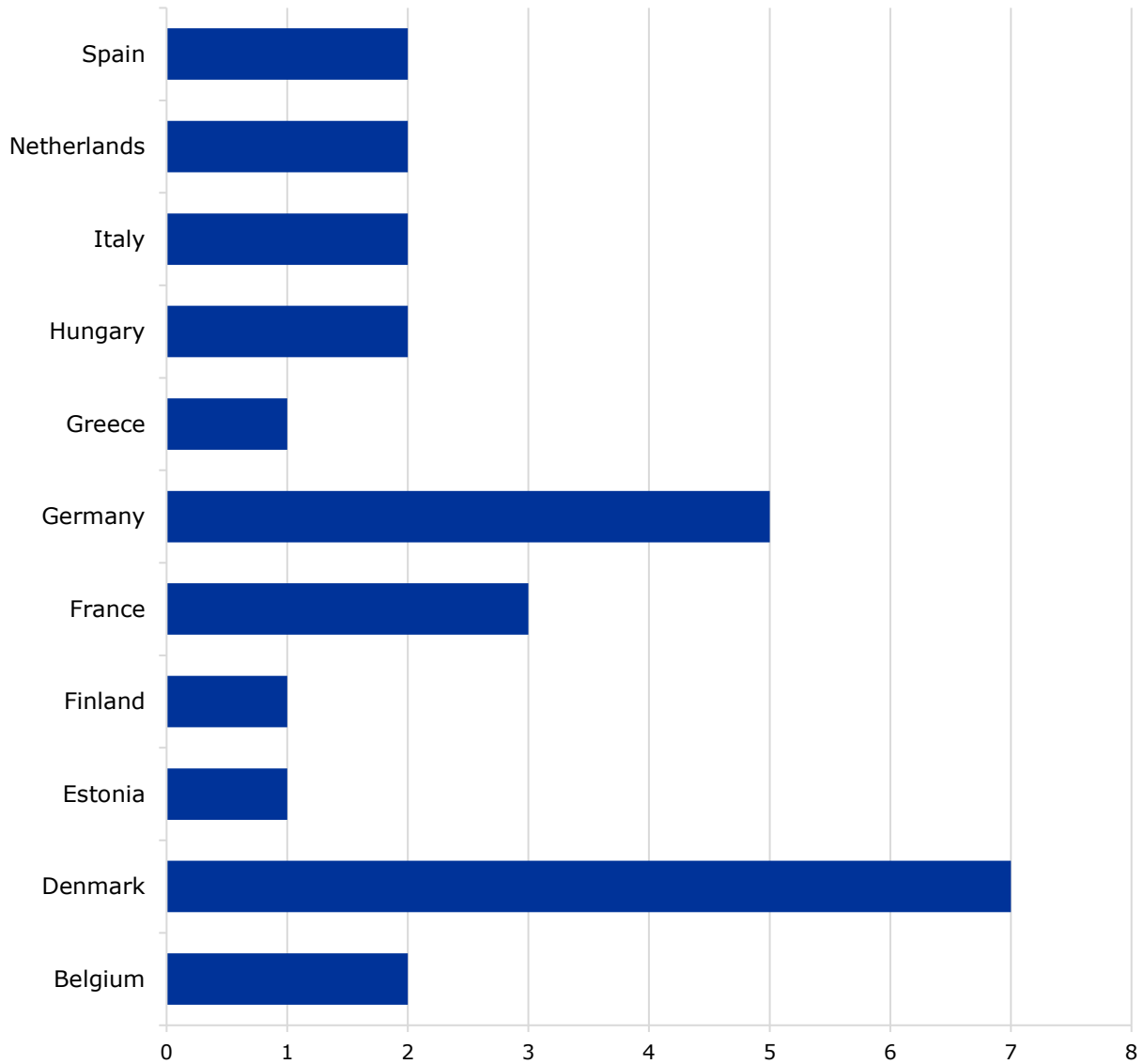
The role of safety assessing Member State Concerned (saMS) will be applicable only for active substances investigated in clinical trials in two or more MSC.

The graph below shows the number of saMS appointments per Member States during the reporting period.

---

<sup>18</sup> Safety Assessing Member State

### Number of saMS appointments per Member States



## Annex I

### Average time from submission to decision for initial CTAs

The table below shows the number of calendar days since the submission of the initial clinical trial application to CTIS up to the time of the first decision of the Member States Concerned.

Please consider that due dates for tasks completion, including decision, in CTIS takes into account rules such as: allowing 2 consecutive working days, the due date cannot fall on weekend nor on a bank holiday in addition to counting the calendar days.

The list of clinical trials below includes resubmitted applications.

#	Submission date	Decision date	Days to Decision
1	09/02/2022	07/04/2022	57
2	15/02/2022	27/04/2022	71
3	15/02/2022	02/06/2022	107
4	20/02/2022	30/05/2022	99
5	24/02/2022	16/06/2022	112
6	28/02/2022	28/03/2022	28
7	03/03/2022	27/06/2022	116
8	04/03/2022	31/05/2022	88
9	04/03/2022	21/06/2022	109
10	07/03/2022	28/06/2022	113
11	10/03/2022	19/05/2022	70
12	15/03/2022	27/04/2022	43
13	16/03/2022	27/06/2022	103
14	24/03/2022	14/06/2022	82
15	24/03/2022	30/06/2022	98
16	28/03/2022	19/07/2022	113
17	28/03/2022	02/11/2022	219
18	29/03/2022	22/06/2022	85
19	31/03/2022	26/07/2022	117
20	01/04/2022	01/06/2022	61
21	05/04/2022	18/07/2022	104
22	06/04/2022	12/07/2022	97
23	08/04/2022	28/06/2022	81
24	14/04/2022	28/07/2022	105
25	14/04/2022	28/07/2022	105
26	18/04/2022	27/05/2022	39
27	19/04/2022	05/07/2022	77
28	19/04/2022	03/08/2022	106
29	21/04/2022	28/07/2022	98
30	22/04/2022	08/07/2022	77
31	22/04/2022	28/07/2022	97
32	22/04/2022	01/08/2022	101

#	Submission date	Decision date	Days to Decision
33	22/04/2022	05/08/2022	105
34	26/04/2022	28/06/2022	63
35	28/04/2022	16/08/2022	110
36	28/04/2022	24/08/2022	118
37	29/04/2022	05/08/2022	98
38	29/04/2022	08/08/2022	101
39	02/05/2022	07/06/2022	36
40	03/05/2022	24/08/2022	113
41	04/05/2022	04/07/2022	61
42	05/05/2022	08/07/2022	64
43	05/05/2022	01/08/2022	88
44	06/05/2022	23/06/2022	48
45	06/05/2022	28/10/2022	175
46	08/05/2022	04/07/2022	57
47	09/05/2022	18/07/2022	70
48	10/05/2022	26/07/2022	77
49	10/05/2022	04/08/2022	86
50	12/05/2022	31/08/2022	111
51	12/05/2022	01/09/2022	112
52	13/05/2022	26/08/2022	105
53	17/05/2022	09/09/2022	115
54	18/05/2022	28/06/2022	41
55	18/05/2022	01/09/2022	106
56	20/05/2022	08/07/2022	49
57	20/05/2022	25/08/2022	97
58	23/05/2022	28/10/2022	158
59	25/05/2022	11/08/2022	78
60	25/05/2022	16/09/2022	114
61	30/05/2022	22/06/2022	23
62	30/05/2022	06/09/2022	99
63	31/05/2022	23/09/2022	115
64	02/06/2022	10/08/2022	69
65	03/06/2022	01/08/2022	59
66	03/06/2022	01/08/2022	59
67	03/06/2022	21/09/2022	110
68	03/06/2022	26/09/2022	115
69	03/06/2022	27/09/2022	116
70	07/06/2022	27/09/2022	112
71	08/06/2022	27/09/2022	111
72	09/06/2022	11/08/2022	63
73	09/06/2022	23/08/2022	75
74	13/06/2022	09/08/2022	57

#	Submission date	Decision date	Days to Decision
75	14/06/2022	15/09/2022	93
76	15/06/2022	12/08/2022	58
77	16/06/2022	09/09/2022	85
78	19/06/2022	03/08/2022	45
79	22/06/2022	08/07/2022	16
80	22/06/2022	12/08/2022	51
81	23/06/2022	15/09/2022	84
82	23/06/2022	26/09/2022	95
83	24/06/2022	12/09/2022	80
84	24/06/2022	12/09/2022	80
85	24/06/2022	03/10/2022	101
86	24/06/2022	20/10/2022	118
87	27/06/2022	12/10/2022	107
88	28/06/2022	10/10/2022	104
89	28/06/2022	14/10/2022	108
90	01/07/2022	07/10/2022	98
91	01/07/2022	13/10/2022	104
92	04/07/2022	12/09/2022	70
93	04/07/2022	13/10/2022	101
94	04/07/2022	23/01/2023	203
95	05/07/2022	26/09/2022	83
96	06/07/2022	01/02/2023	210
97	08/07/2022	26/10/2022	110
98	09/07/2022	26/09/2022	79
99	11/07/2022	23/08/2022	43
100	12/07/2022	28/07/2022	16
101	12/07/2022	24/10/2022	104
102	13/07/2022	18/10/2022	97
103	13/07/2022	10/11/2022	120
104	14/07/2022	20/10/2022	98
105	15/07/2022	12/09/2022	59
106	15/07/2022	14/10/2022	91
107	15/07/2022	19/10/2022	96
108	15/07/2022	24/10/2022	101
109	15/07/2022	08/11/2022	116
110	17/07/2022	08/11/2022	114
111	18/07/2022	29/09/2022	73
112	18/07/2022	10/10/2022	84
113	18/07/2022	11/10/2022	85
114	18/07/2022	24/10/2022	98
115	19/07/2022	03/10/2022	76
116	20/07/2022	22/09/2022	64

#	Submission date	Decision date	Days to Decision
117	20/07/2022	03/10/2022	75
118	20/07/2022	27/10/2022	99
119	21/07/2022	26/07/2022	5
120	21/07/2022	07/10/2022	78
121	21/07/2022	03/11/2022	105
122	21/07/2022	09/11/2022	111
123	25/07/2022	12/10/2022	79
124	25/07/2022	14/11/2022	112
125	26/07/2022	24/10/2022	90
126	27/07/2022	09/11/2022	105
127	28/07/2022	19/09/2022	53
128	28/07/2022	03/10/2022	67
129	29/07/2022	10/11/2022	104
130	01/08/2022	21/11/2022	112
131	02/08/2022	12/10/2022	71
132	02/08/2022	23/11/2022	113
133	03/08/2022	14/10/2022	72
134	03/08/2022	31/10/2022	89
135	03/08/2022	14/11/2022	103
136	04/08/2022	12/10/2022	69
137	04/08/2022	02/11/2022	90
138	05/08/2022	16/09/2022	42
139	05/08/2022	25/10/2022	81
140	09/08/2022	29/11/2022	112
141	10/08/2022	27/10/2022	78
142	10/08/2022	09/11/2022	91
143	11/08/2022	28/11/2022	109
144	11/08/2022	06/12/2022	117
145	11/08/2022	06/12/2022	117
146	12/08/2022	21/11/2022	101
147	12/08/2022	25/11/2022	105
148	12/08/2022	29/11/2022	109
149	12/08/2022	05/12/2022	115
150	12/08/2022	06/12/2022	116
151	12/08/2022	06/12/2022	116
152	15/08/2022	20/10/2022	66
153	16/08/2022	29/11/2022	105
154	16/08/2022	06/12/2022	112
155	17/08/2022	06/12/2022	111
156	18/08/2022	15/11/2022	89
157	19/08/2022	08/11/2022	81
158	19/08/2022	17/11/2022	90

#	Submission date	Decision date	Days to Decision
159	19/08/2022	06/12/2022	109
160	19/08/2022	13/12/2022	116
161	22/08/2022	27/10/2022	66
162	22/08/2022	22/11/2022	92
163	22/08/2022	24/11/2022	94
164	23/08/2022	06/12/2022	105
165	25/08/2022	15/11/2022	82
166	25/08/2022	09/12/2022	106
167	25/08/2022	15/12/2022	112
168	25/08/2022	20/12/2022	117
169	26/08/2022	25/10/2022	60
170	26/08/2022	10/11/2022	76
171	26/08/2022	11/11/2022	77
172	26/08/2022	18/11/2022	84
173	29/08/2022	07/11/2022	70
174	29/08/2022	01/12/2022	94
175	31/08/2022	28/11/2022	89
176	31/08/2022	19/12/2022	110
177	31/08/2022	19/12/2022	110
178	31/08/2022	20/12/2022	111
179	01/09/2022	11/11/2022	71
180	02/09/2022	12/01/2023	132
181	09/09/2022	22/12/2022	104
182	09/09/2022	18/01/2023	131
183	10/09/2022	28/11/2022	79
184	12/09/2022	02/12/2022	81
185	12/09/2022	12/01/2023	122
186	13/09/2022	19/12/2022	97
187	14/09/2022	05/12/2022	82
188	15/09/2022	14/11/2022	60
189	15/09/2022	10/01/2023	117
190	15/09/2022	16/01/2023	123
191	16/09/2022	14/12/2022	89
192	17/09/2022	06/12/2022	80
193	19/09/2022	24/11/2022	66
194	19/09/2022	29/11/2022	71
195	19/09/2022	11/01/2023	114
196	19/09/2022	23/01/2023	126
197	19/09/2022	27/01/2023	130
198	20/09/2022	09/01/2023	111
199	20/09/2022	19/01/2023	121
200	21/09/2022	04/11/2022	44

#	Submission date	Decision date	Days to Decision
201	21/09/2022	14/11/2022	54
202	21/09/2022	16/11/2022	56
203	21/09/2022	24/01/2023	125
204	21/09/2022	24/01/2023	125
205	22/09/2022	27/12/2022	96
206	22/09/2022	01/02/2023	132
207	23/09/2022	06/10/2022	13
208	23/09/2022	31/01/2023	130
209	23/09/2022	03/02/2023	133
210	23/09/2022	08/03/2023	166
211	23/09/2022	24/04/2023	213
212	26/09/2022	06/12/2022	71
213	27/09/2022	22/12/2022	86
214	27/09/2022	17/01/2023	112
215	29/09/2022	22/11/2022	54
216	30/09/2022	14/12/2022	75
217	30/09/2022	18/01/2023	110
218	30/09/2022	23/01/2023	115
219	30/09/2022	02/02/2023	125
220	03/10/2022	03/11/2022	31
221	03/10/2022	14/11/2022	42
222	03/10/2022	07/02/2023	127
223	04/10/2022	06/02/2023	125
224	05/10/2022	22/12/2022	78
225	06/10/2022	03/02/2023	120
226	07/10/2022	13/02/2023	129
227	07/10/2022	13/02/2023	129
228	07/10/2022	13/02/2023	129
229	07/10/2022	13/02/2023	129
230	10/10/2022	15/11/2022	36
231	10/10/2022	30/11/2022	51
232	10/10/2022	15/02/2023	128
233	11/10/2022	26/01/2023	107
234	11/10/2022	09/02/2023	121
235	11/10/2022	14/02/2023	126
236	11/10/2022	16/02/2023	128
237	12/10/2022	19/12/2022	68
238	13/10/2022	02/02/2023	112
239	13/10/2022	07/02/2023	117
240	13/10/2022	15/02/2023	125
241	14/10/2022	17/02/2023	126
242	14/10/2022	23/02/2023	132



#	Submission date	Decision date	Days to Decision
243	16/10/2022	13/02/2023	120
244	17/10/2022	02/12/2022	46
245	17/10/2022	22/02/2023	128
246	18/10/2022	10/02/2023	115
247	18/10/2022	21/02/2023	126
248	19/10/2022	10/01/2023	83
249	19/10/2022	18/01/2023	91
250	19/10/2022	23/01/2023	96
251	19/10/2022	26/01/2023	99
252	19/10/2022	13/02/2023	117
253	19/10/2022	21/04/2023	184
254	20/10/2022	21/12/2022	62
255	20/10/2022	18/01/2023	90
256	20/10/2022	20/01/2023	92
257	20/10/2022	30/01/2023	102
258	20/10/2022	20/02/2023	123
259	21/10/2022	01/02/2023	103
260	21/10/2022	10/02/2023	112
261	21/10/2022	23/02/2023	125
262	21/10/2022	24/02/2023	126
263	21/10/2022	27/02/2023	129
264	21/10/2022	01/03/2023	131
265	26/10/2022	05/12/2022	40
266	26/10/2022	27/02/2023	124
267	26/10/2022	02/03/2023	127
268	26/10/2022	06/03/2023	131
269	27/10/2022	20/02/2023	116
270	27/10/2022	07/03/2023	131
271	28/10/2022	14/12/2022	47
272	28/10/2022	06/03/2023	129
273	31/10/2022	15/12/2022	45
274	31/10/2022	23/12/2022	53
275	31/10/2022	31/01/2023	92
276	01/11/2022	18/11/2022	17
277	03/11/2022	20/12/2022	47
278	03/11/2022	09/02/2023	98
279	03/11/2022	23/02/2023	112
280	03/11/2022	10/03/2023	127
281	04/11/2022	20/12/2022	46
282	04/11/2022	27/01/2023	84
283	04/11/2022	17/02/2023	105
284	04/11/2022	20/02/2023	108

#	Submission date	Decision date	Days to Decision
285	04/11/2022	03/03/2023	119
286	07/11/2022	18/01/2023	72
287	07/11/2022	27/02/2023	112
288	07/11/2022	28/02/2023	113
289	07/11/2022	02/03/2023	115
290	08/11/2022	18/01/2023	71
291	08/11/2022	06/02/2023	90
292	08/11/2022	06/02/2023	90
293	08/11/2022	07/03/2023	119
294	09/11/2022	18/12/2022	39
295	10/11/2022	20/02/2023	102
296	10/11/2022	23/02/2023	105
297	10/11/2022	03/03/2023	113
298	11/11/2022	06/03/2023	115
299	11/11/2022	21/03/2023	130
300	14/11/2022	02/02/2023	80
301	14/11/2022	21/03/2023	127
302	15/11/2022	15/12/2022	30
303	15/11/2022	31/01/2023	77
304	15/11/2022	07/02/2023	84
305	15/11/2022	09/02/2023	86
306	15/11/2022	01/03/2023	106
307	15/11/2022	14/03/2023	119
308	15/11/2022	20/03/2023	125
309	16/11/2022	07/02/2023	83
310	17/11/2022	27/01/2023	71
311	17/11/2022	07/02/2023	82
312	17/11/2022	10/02/2023	85
313	17/11/2022	13/02/2023	88
314	17/11/2022	27/02/2023	102
315	17/11/2022	03/03/2023	106
316	17/11/2022	06/03/2023	109
317	17/11/2022	28/03/2023	131
318	18/11/2022	03/03/2023	105
319	18/11/2022	21/03/2023	123
320	18/11/2022	27/03/2023	129
321	21/11/2022	14/03/2023	113
322	21/11/2022	24/03/2023	123
323	21/11/2022	27/03/2023	126
324	21/11/2022	28/03/2023	127
325	22/11/2022	17/02/2023	87
326	22/11/2022	21/03/2023	119

#	Submission date	Decision date	Days to Decision
327	22/11/2022	22/03/2023	120
328	22/11/2022	30/03/2023	128
329	23/11/2022	16/12/2022	23
330	23/11/2022	24/01/2023	62
331	23/11/2022	29/03/2023	126
332	23/11/2022	29/03/2023	126
333	24/11/2022	28/02/2023	96
334	24/11/2022	12/04/2023	139
335	25/11/2022	30/03/2023	125
336	25/11/2022	04/04/2023	130
337	25/11/2022	04/04/2023	130
338	28/11/2022	16/02/2023	80
339	28/11/2022	27/02/2023	91
340	28/11/2022	06/03/2023	98
341	28/11/2022	05/04/2023	128
342	28/11/2022	05/04/2023	128
343	28/11/2022	06/04/2023	129
344	28/11/2022	18/04/2023	141
345	28/11/2022	18/04/2023	141
346	28/11/2022	19/04/2023	142
347	28/11/2022	20/04/2023	143
348	28/11/2022	20/04/2023	143
349	29/11/2022	07/02/2023	70
350	29/11/2022	23/02/2023	86
351	29/11/2022	11/04/2023	133
352	30/11/2022	01/03/2023	91
353	30/11/2022	03/03/2023	93
354	30/11/2022	10/03/2023	100
355	30/11/2022	21/03/2023	111
356	30/11/2022	04/04/2023	125
357	30/11/2022	11/04/2023	132
358	30/11/2022	18/04/2023	139
359	01/12/2022	11/01/2023	41
360	01/12/2022	17/04/2023	137
361	01/12/2022	20/04/2023	140
362	02/12/2022	27/03/2023	115
363	02/12/2022	17/04/2023	136
364	05/12/2022	03/03/2023	88
365	05/12/2022	06/03/2023	91
366	05/12/2022	19/04/2023	135
367	05/12/2022	19/04/2023	135
368	06/12/2022	03/04/2023	118

#	Submission date	Decision date	Days to Decision
369	06/12/2022	04/04/2023	119
370	07/12/2022	02/02/2023	57
371	07/12/2022	17/03/2023	100
372	07/12/2022	21/03/2023	104
373	07/12/2022	20/04/2023	134
374	08/12/2022	20/12/2022	12
375	09/12/2022	21/02/2023	74
376	09/12/2022	14/03/2023	95
377	09/12/2022	03/04/2023	115
378	12/12/2022	06/04/2023	115
379	12/12/2022	19/04/2023	128
380	13/12/2022	14/04/2023	122
381	14/12/2022	17/03/2023	93
382	14/12/2022	21/03/2023	97
383	14/12/2022	28/03/2023	104
384	14/12/2022	19/04/2023	126
385	15/12/2022	24/01/2023	40
386	15/12/2022	23/03/2023	98
387	15/12/2022	18/04/2023	124
388	16/12/2022	03/03/2023	77
389	16/12/2022	13/03/2023	87
390	16/12/2022	15/03/2023	89
391	16/12/2022	29/03/2023	103
392	16/12/2022	14/04/2023	119
393	16/12/2022	17/04/2023	122
394	16/12/2022	20/04/2023	125
395	16/12/2022	28/04/2023	133
396	19/12/2022	31/01/2023	43
397	19/12/2022	25/04/2023	127
398	19/12/2022	25/04/2023	127
399	20/12/2022	03/02/2023	45
400	20/12/2022	28/02/2023	70
401	20/12/2022	15/03/2023	85
402	20/12/2022	17/03/2023	87
403	20/12/2022	12/04/2023	113
404	21/12/2022	19/04/2023	119
405	22/12/2022	08/02/2023	48
406	22/12/2022	09/02/2023	49
407	22/12/2022	03/04/2023	102
408	22/12/2022	11/04/2023	110
409	22/12/2022	14/04/2023	113
410	23/12/2022	26/04/2023	124

#	Submission date	Decision date	Days to Decision
411	23/12/2022	13/02/2023	52
412	23/12/2022	13/02/2023	52
413	23/12/2022	15/03/2023	82
414	26/12/2022	18/04/2023	113
415	27/12/2022	06/04/2023	100
416	27/12/2022	26/04/2023	120
417	28/12/2022	24/03/2023	86
418	29/12/2022	30/03/2023	91
419	03/01/2023	28/04/2023	115
420	05/01/2023	27/04/2023	112
421	06/01/2023	14/03/2023	67
422	06/01/2023	20/03/2023	73
423	06/01/2023	25/04/2023	109
424	09/01/2023	28/04/2023	109
425	09/01/2023	30/03/2023	80
426	09/01/2023	17/04/2023	98
427	10/01/2023	28/04/2023	108
428	10/01/2023	22/02/2023	43
429	10/01/2023	03/04/2023	83
430	10/01/2023	07/04/2023	87
431	10/01/2023	25/04/2023	105
432	11/01/2023	11/04/2023	90
433	11/01/2023	17/04/2023	96
434	13/01/2023	22/03/2023	68
435	14/01/2023	24/04/2023	100
436	16/01/2023	20/04/2023	94
437	17/01/2023	03/04/2023	76
438	18/01/2023	31/03/2023	72
439	18/01/2023	24/04/2023	96
440	19/01/2023	25/04/2023	96
441	20/01/2023	24/04/2023	94
442	20/01/2023	26/04/2023	96
443	21/01/2023	05/04/2023	74
444	23/01/2023	21/03/2023	57
445	23/01/2023	29/03/2023	65
446	24/01/2023	12/04/2023	78
447	24/01/2023	21/04/2023	87
448	25/01/2023	30/01/2023	5
449	25/01/2023	07/03/2023	41
450	25/01/2023	13/04/2023	78
451	26/01/2023	03/04/2023	67
452	27/01/2023	03/03/2023	35

#	Submission date	Decision date	Days to Decision
453	30/01/2023	13/03/2023	42
454	31/01/2023	27/04/2023	86
455	31/01/2023	17/03/2023	45
456	01/02/2023	07/03/2023	34
457	01/02/2023	21/04/2023	79
458	02/02/2023	27/04/2023	84
459	03/02/2023	13/03/2023	38
460	08/02/2023	28/04/2023	79
461	10/02/2023	27/04/2023	76
462	13/02/2023	28/02/2023	15
463	13/02/2023	20/03/2023	35
464	13/02/2023	17/04/2023	63
465	13/02/2023	20/04/2023	66
466	15/02/2023	28/04/2023	72
467	15/02/2023	31/03/2023	44
468	16/02/2023	11/04/2023	54
469	20/02/2023	27/03/2023	35
470	20/02/2023	14/04/2023	53
471	21/02/2023	03/03/2023	10
472	21/02/2023	26/04/2023	64
473	23/02/2023	27/04/2023	63
474	24/02/2023	27/04/2023	62
475	27/02/2023	27/03/2023	28
476	27/02/2023	12/04/2023	44
477	27/02/2023	12/04/2023	44
478	28/02/2023	27/04/2023	58
479	28/02/2023	09/03/2023	9
480	02/03/2023	11/04/2023	40
481	06/03/2023	19/04/2023	44
482	07/03/2023	05/04/2023	29
483	07/03/2023	25/04/2023	49
484	07/03/2023	25/04/2023	49
485	09/03/2023	13/03/2023	4
486	09/03/2023	03/04/2023	25
487	10/03/2023	03/04/2023	24
488	13/03/2023	12/04/2023	30
489	15/03/2023	25/04/2023	41
490	16/03/2023	25/04/2023	40
491	16/03/2023	28/04/2023	43
492	17/03/2023	26/04/2023	40
493	20/03/2023	29/03/2023	9
494	20/03/2023	24/04/2023	35

#	Submission date	Decision date	Days to Decision
495	20/03/2023	28/04/2023	39
496	06/04/2023	26/04/2023	20
497	10/04/2023	24/04/2023	14