



26 April 2023  
EMA/174654/2023

# Key performance indicators (KPIs) to monitor the European clinical trials environment

## Metrics on the Clinical Trials Regulation and Clinical Trials Directive

1 – 31 March 2023, edition 12

On the 31 January 2022 the [Clinical Trials Regulation](#) (EU) No 536/2014, hereinafter 'CTR', repealing the Clinical Trials Directive 2001/20/EC, hereinafter 'CTD', became applicable and the [Clinical Trial Information System \(CTIS\)](#) was launched. In line with the provisions outlined in Article 97 of the Clinical Trials Regulation, the European Commission shall assess the impact of the Regulation on scientific and technological progress.

This report provides an overview of Key Performance Indicators (KPIs) related to the implementation of the CTR. The Clinical Trials Regulation Metrics report is published on a monthly basis starting in May 2022. The latest and previous reports can be found at this [link](#).

This report is published as part of the business change programme Accelerating Clinical Trials EU (ACT EU), involving the European Commission, the Heads of Medicines Agencies (HMA), Clinical Trial Coordination Group (CTCG) and the Agency.

One of the priority actions of ACT EU focusses on monitoring the implementation of the CTR.

The metrics presented in the report reflect the status of applications in CTIS as of 31 March 2023 for Clinical Trial applications (CTA) submitted between 1-31 March 2023<sup>1</sup> as well as cumulative figures. Please note that due to a technical issue, this month we are not able to include figures of trials uploaded on EudraCT<sup>2</sup> under the Clinical Trials Directive 2001/20/EC.

<sup>1</sup> The two 'smoke test' trials, submitted to CTIS for testing purposes just before the CTIS launch, are not counted)

<sup>2</sup>EudraCT is the (European Union Drug Regulating Authorities Clinical Trials Database) European database for all interventional clinical trials on medicinal products authorised in the European Union (EEA) under the Clinical Trial Directive and outside the EU/EEA if they are part of a Paediatric Investigation Plan (PIP).



## Table of contents

1.1. Clinical trial applications submitted under the Clinical Trials Regulation in CTIS .....	3
1.2. CTAs under Clinical Trial Directive (CTD) uploaded by Member States (MSs) in EudraCT, counted as individual clinical trial protocol.....	4
1.3. Ongoing clinical trials (CTs) .....	4
1.4. Trial with a decision under the CTR with/without deferral for the protocol.....	4
1.5. Mononational-multinational trials with a decision has been issued by the Member States Concerned (MSC) under the Clinical Trials Regulation, broken down per sponsor type (commercial vs. non-commercial) and average number of MSCs.....	4
1.6. Mononational-multinational trials with a NCA decision and an Ethics Committee opinion have been issued by the Member States under the Clinical Trials Directive, broken down per sponsor type (commercial vs. non-commercial) and average number of MSs.....	5
1.7. Clinical trials with a decision per phase (i.e. I, II, III, IV, as well as CT first in human or combined phases early (I and II)) under CTR .....	5
1.8. Clinical trials for which a NCA decision and an Ethics Committee opinion have been issued per phase (i.e. I, II, III, IV, as well as CT first in human or combined phases early (I and II)) under CTD .....	6
1.9. Clinical trials with a decision under CTR, per therapeutic area .....	7
1.10. Clinical trials with a NCA decision and an Ethics Committee opinion under CTD, per therapeutic area .....	7
1.11. Clinical trials with a decision with an ATMP and per type under CTR .....	7
1.12. Clinical trials with a NCA decision and an Ethics Committee opinion, with an ATMP and per type under CTD.....	8
1.13. Clinical trial applications under the CTR per applicable trial status during the selected period, broken down per sponsor type: non- commercial/commercial .....	8
1.14. Art 14 applications to add a new Member State Concerned: (re-)submission, authorisation, rejection, lapsed and withdrawn dossiers.....	9
1.15. CTAs under Article 5 of CTR [full dossier initial applications] per applicable trial status, at EU, at MS level and with Reporting Member State (RMS) details .....	9
1.16. Number of CTA Article 11 of CTR [partial dossier initial applications with later Part II submission] per applicable trial status during the reporting period, at EU and at MS level ..	11
1.17. Average time from submission to reporting date (Article 11 and Article 5 of CTR), and to first decision (Article 5 of CTR) for initial applications and Substantial Modifications part I or part I and II .....	12
1.18. Number of submitted, validated, authorised, rejected, lapsed and withdrawn Substantial Modification (SM) applications, related to part I / II / I and II, by sponsor type .....	12
1.19. Number of active substances (ASs) in CTR EU trials (mononational and multinational AS) per safety assessing Member States.....	13
<b>Annex I Average time from submission to decision for initial CTAs .....</b>	<b>14</b>

## Clinical Trial Information System (CTIS) and EudraCT metrics

This report shows the key performance indicators (KPIs) generated from CTIS containing information on clinical trials in the EU/EEA.

### 1.1. Clinical trial applications submitted under the Clinical Trials Regulation in CTIS

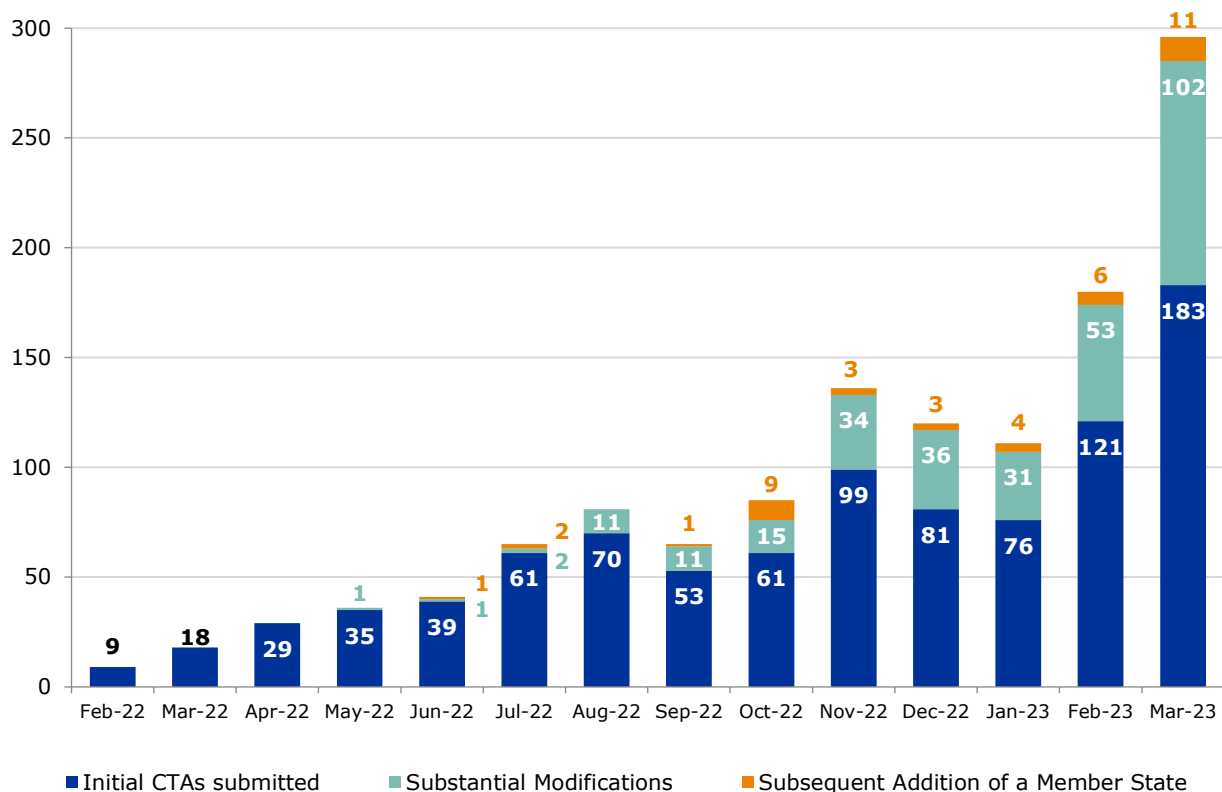
Following the mandatory use of CTIS since 31 January 2023, the submission of initial clinical trials has increased significantly in March 2023 by 51% compared to February 2023.

Overall, 1,272 clinical trial applications (CTAs) have been submitted in CTIS since the launch of the system on 31 January 2022, of which 935 are initial clinical trial applications, 297 are substantial modification applications and 40 are applications for the addition of a new Member State Concerned.

Of the submitted applications during January 2023, 10 are re-submissions of applications that previously lapsed (3), were withdrawn (3) and were not-authorized (4).

Specifically, the applications submitted in March 2023 include initial clinical trial applications<sup>3</sup>, substantial modifications<sup>4</sup> and addition of a new Member State Concerned<sup>5</sup> applications in the selected period.<sup>6</sup>

### CTAs submitted in CTIS per month



<sup>3</sup> Initial clinical trials applications are those submitted in accordance with the requirements of Article 5 and Article 11, as applicable, of the Clinical Trials Regulation (EU) No 536/2014

<sup>4</sup> Substantial modifications are those submitted in accordance with the requirements of chapter III of the Clinical Trials Regulation (EU) No 536/2014

<sup>5</sup> Applications to add a new Member States Concerned are submitted in accordance with the requirements of Article 14 of Regulation (EU) No 536/2014

<sup>6</sup> Corrigendum: the graph shows the corrected figures for initial clinical trial applications submitted in July which are 60 and not 58 as displayed in the report edition 4. The incorrect calculation was due to an error in the reporting system.

## **1.2. CTAs under Clinical Trial Directive (CTD) uploaded by Member States (MSs) in EudraCT, counted as individual clinical trial protocol**

Please note that due to a technical issue, this month we are not able to include figures of trials uploaded on EudraCT under the Clinical Trials Directive 2001/20/EC.

## **1.3. Ongoing clinical trials (CTs)**

### **CTs under the CTR with at least one positive decision in the EU**

The term 'ongoing' refers to clinical trials, authorised in at least one Member State Concerned, where the sponsor has notified the start date of the recruitment of patients in CTIS at the clinical investigator sites<sup>7</sup>.

As of 31 January 2022, 147 clinical trials were reported as ongoing in CTIS.

### **CTs under the CTD**

In EudraCT there are no fields available to capture recruitment status at the level of the Member States.

## **1.4. Trial with a decision under the CTR with/without deferral<sup>8</sup> for the protocol**

Due to a CTIS known issue, a mitigation measure has been put in place to prevent publication of clinical trials with deferrals. As a consequence, clinical trials with any type of deferrals with a decision issued mid-August onwards are not available in the public domain. This is a temporary measure until the functionality of the deferral mechanism is restored. Sponsors and EU/EEA Members have the possibility to apply deferrals to clinical trials data, which will be published in due course once the issue is resolved.

Therefore, information on number of deferrals applied for the protocol will be reinstated once the functionality of the deferral mechanism is restored.

## **1.5. Mononational-multinational trials with a decision has been issued by the Member States Concerned (MSC) under the Clinical Trials Regulation, broken down per sponsor type (commercial vs. non-commercial) and average number of MSCs<sup>9</sup>**

The graph below shows the number of trials for which at least one decision has been issued in CTIS by a Member State Concerned, per month, since 31 January 2022; meaning a trial has been authorised, authorised with conditions, not authorised or trials previously authorised that have now ended. In March 2022 the first positive decision for a trial was issued.

As visible in the graph the number of trials with a decision substantially increased compared to the previous months leading to the cumulative total of clinical trials with a decision rising by 25%, from 318 to a total of 396 clinical trials, of which 9 were reported as ended.

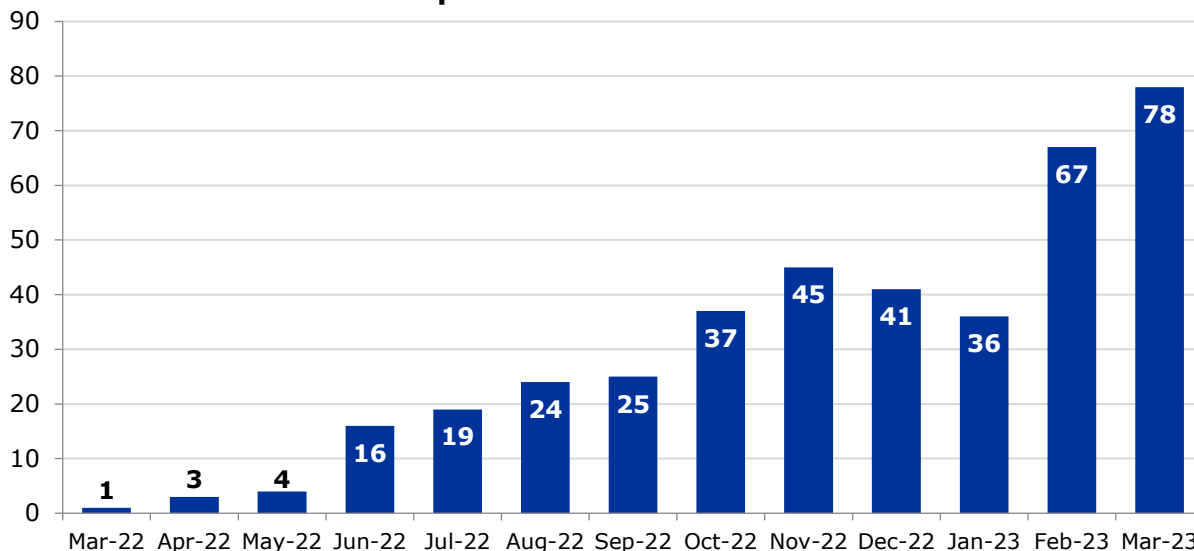
---

<sup>7</sup> Details on recruitment status are based on the information reported by the trial sponsor in CTIS

<sup>8</sup> The option to defer the protocol is only available in CTIS.

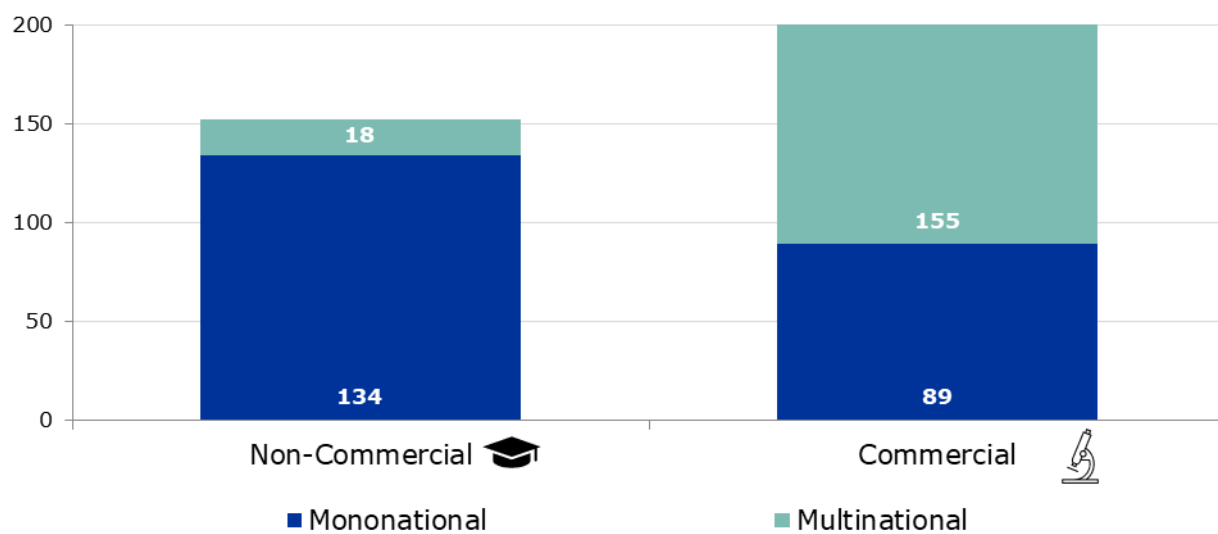
<sup>9</sup> Details on trial sponsor type, commercial vs non-commercial are derived based on information reported at the time of registration of an organisation in OMS: Organisation Management Service database, and are not recorded as such in the clinical trial application form. Commercial classification includes for example industry, pharmaceutical company, while non-commercial classification includes values such as academia, health care facility, micro, small and medium enterprises.

### CTs with a decision in CTIS per month



The graph below shows the number of clinical trials for which a decision has been issued by the first MSC, with information whether the trial is a mono- or multinational and in relation to sponsor type.

### CTs with a decision in CTIS Split into Sponsor Type and Mono- vs Multinational



Multinational clinical trials with a decision rose by 24% to a total of 173 with an average of 7 Member States Concerned in CTIS.

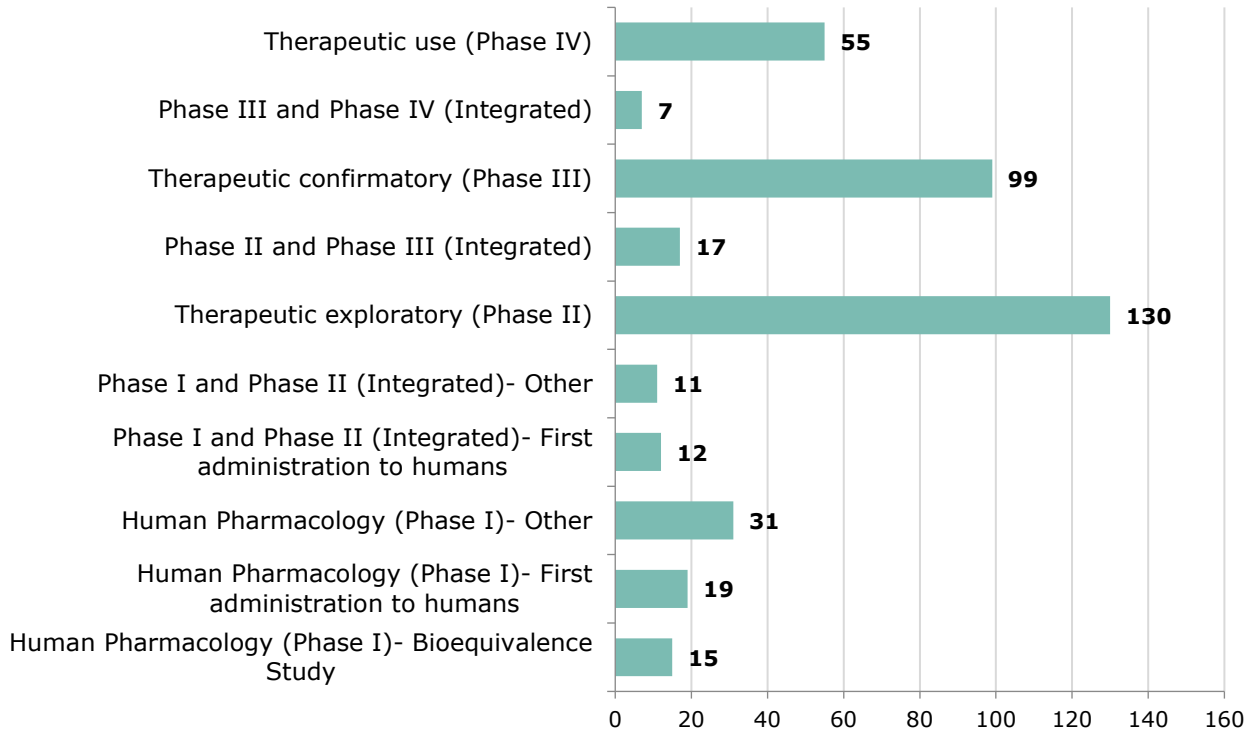
#### **1.6. Mononational-multinational trials with a NCA decision and an Ethics Committee opinion have been issued by the Member States under the Clinical Trials Directive, broken down per sponsor type (commercial vs. non-commercial) and average number of MSs**

Please note that due to a technical issue, this month we are not able to include figures of trials uploaded on EudraCT under the Clinical Trials Directive 2001/20/EC.

**1.7. Clinical trials with a decision per phase (i.e. I, II, III, IV, as well as CT first in human or combined phases early (I and II)) under CTR<sup>10</sup>**

The graph below shows the number of clinical trials with a decision, broken down per trial phase.

**CTs with a decision in CTIS per phase**



**1.8. Clinical trials for which a NCA decision and an Ethics Committee opinion have been issued per phase (i.e. I, II, III, IV, as well as CT first in human or combined phases early (I and II)) under CTD**

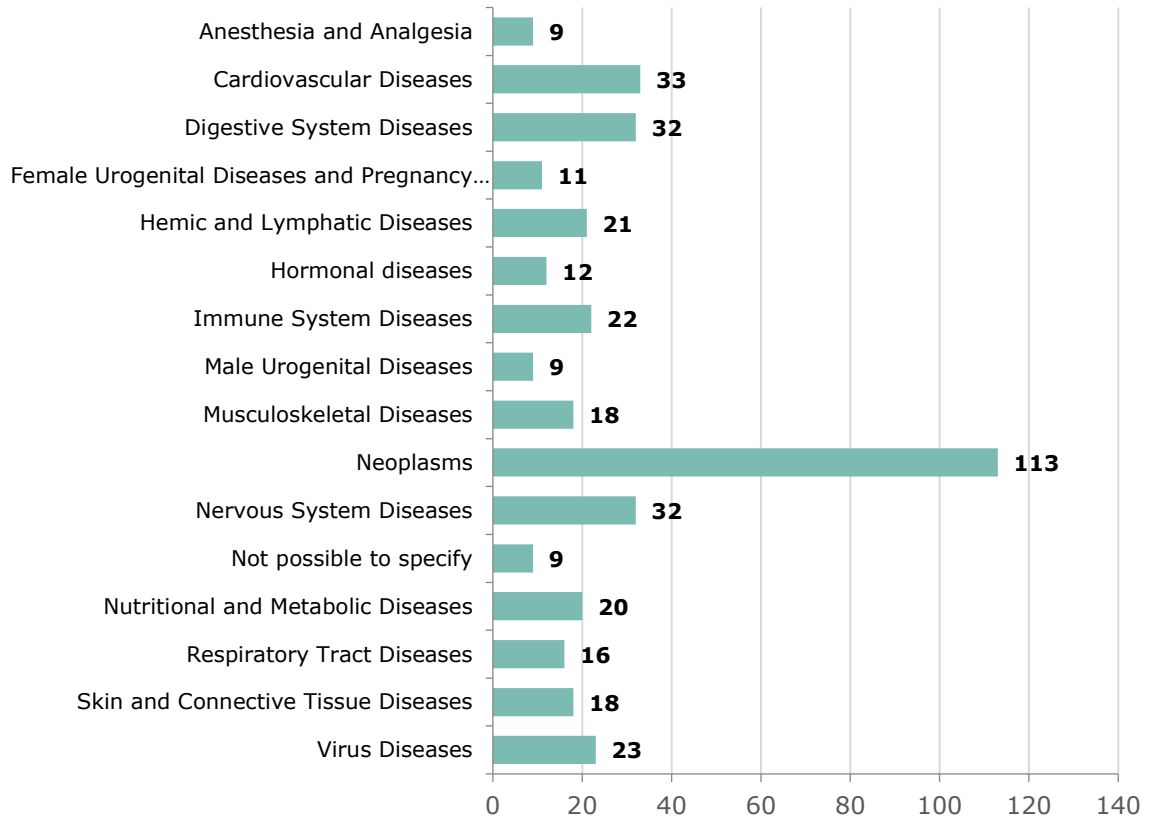
Please note that due to a technical issue, this month we are not able to include figures of trials uploaded on EudraCT under the Clinical Trials Directive 2001/20/EC.

<sup>10</sup> More than one trial phase can be selected for a single trial and it is counted in each trial. The graph shows the applicable trial phases in the selected period.

### 1.9. Clinical trials with a decision under CTR, per therapeutic area<sup>11</sup>

The graph below shows the number of clinical trials with a decision in CTIS showing the 15 most frequent therapeutic areas.

#### CTs with a decision in CTIS per therapeutic area



### 1.10. Clinical trials with a NCA decision and an Ethics Committee opinion under CTD, per therapeutic area


Please note that due to a technical issue, this month we are not able to include figures of trials uploaded on EudraCT under the Clinical Trials Directive 2001/20/EC.

<sup>11</sup> In case a clinical trial investigates several therapeutic areas, it is counted in each of such identified therapeutic areas.

### 1.11. Clinical trials with a decision with an ATMP and per type under CTR

Eighteen clinical trial with a decision included an ATMP, with the following therapeutic types.

#### CTs in CTIS per ATMP type



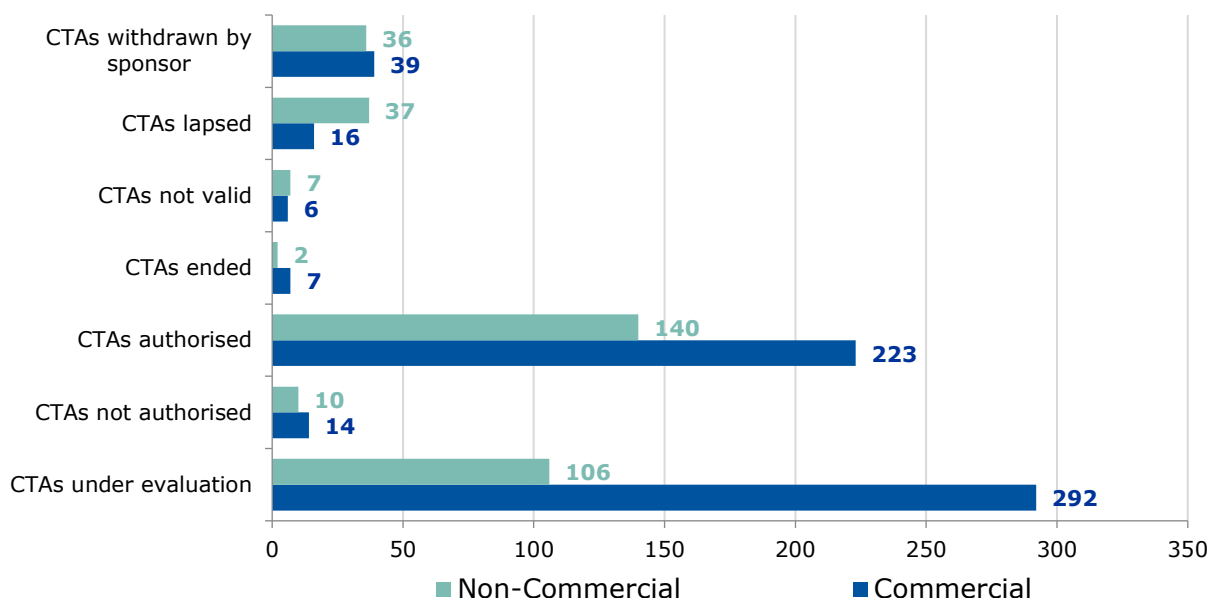
### 1.12. Clinical trials with a NCA decision and an Ethics Committee opinion, with an ATMP and per type under CTD

Please note that due to a technical issue, this month we are not able to include figures of trials uploaded on EudraCT under the Clinical Trials Directive 2001/20/EC.

### 1.13. Clinical trial applications under the CTR per applicable trial status during the selected period, broken down per sponsor type: non-commercial/commercial

The graph below shows the number of initial clinical trial applications, per applicable overall trial status<sup>12</sup> and information of sponsor type submitted in CTIS since 31 January 2022.

#### CTAs per Trial status in CTIS Commercial versus Non-Commercial



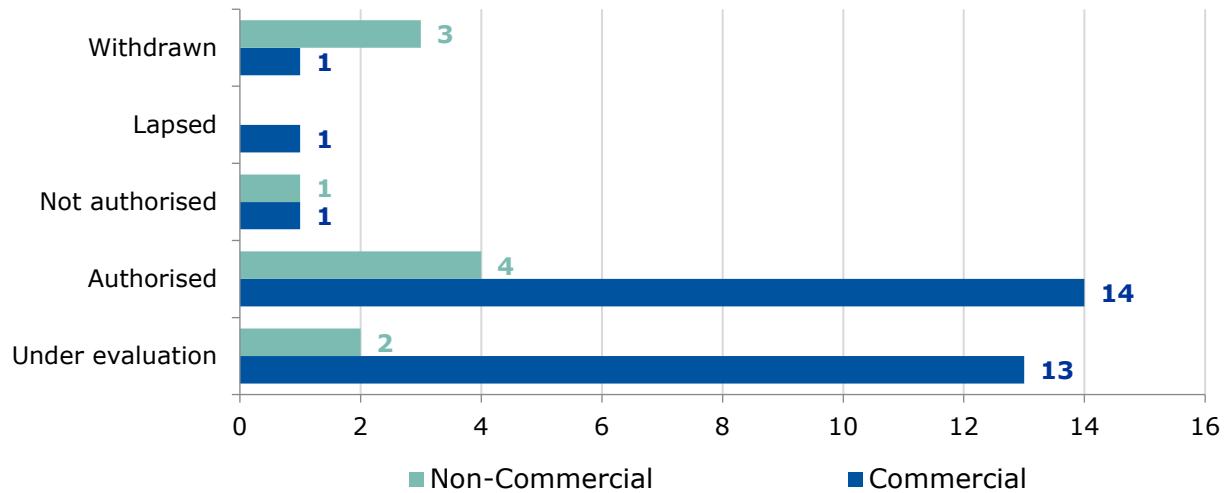
<sup>12</sup> Overall trial status is the status per application and not per individual Member State Concerned. The Overall trial status is derived based on defined business rules, for example in an initial trial application is under evaluation in two MSC and authorised in a third MSC, the overall trial status for the application will be: authorised.



**1.14. Art 14 applications to add a new Member State Concerned: (re-)submission, authorisation, rejection, lapsed and withdrawn dossiers**

As of 31 January 2022 23 clinical trial applications for the addition of a new MSC, foreseen under Article 14 of Regulation (EU) No 536/2014, have been submitted in CTIS for xx clinical trials. The below graph provides overview status per application submitted until 31 March 2023.<sup>13</sup>

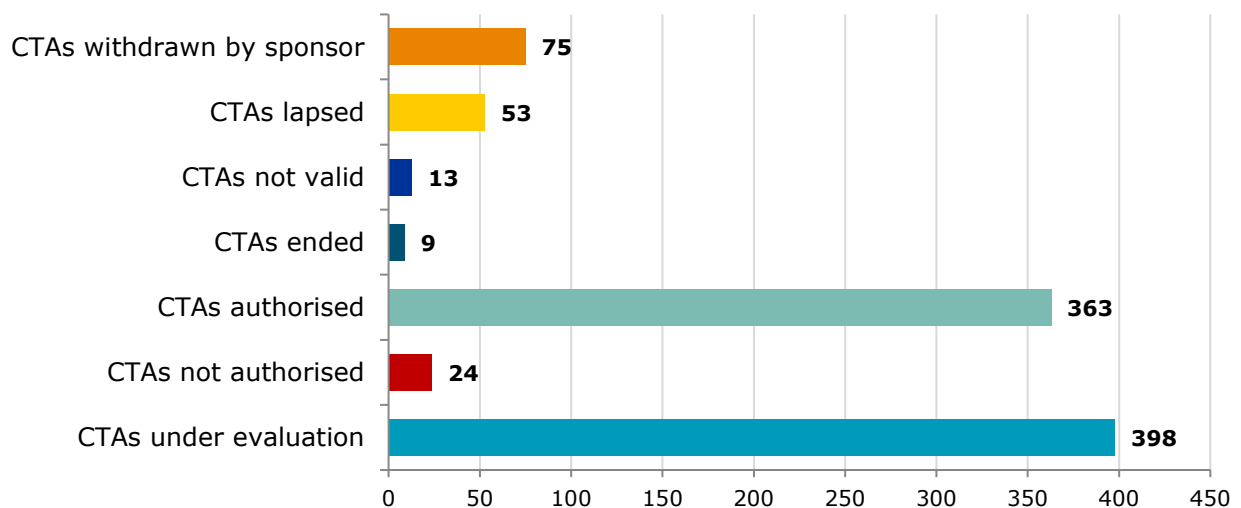
**Addition of a Member State Concerned application status' in CTIS  
Commercial versus Non-Commercial**



**1.15. CTAs under Article 5 of CTR [full dossier initial applications] per applicable trial status, at EU, at MS level and with Reporting Member State (RMS) details**

The graph below shows the number of initial clinical trial applications with full dossier, submitted in accordance with Article 5 of CTR since 31 January 2022, per applicable overall status at EU level.

**CTAs in CTIS per Status**

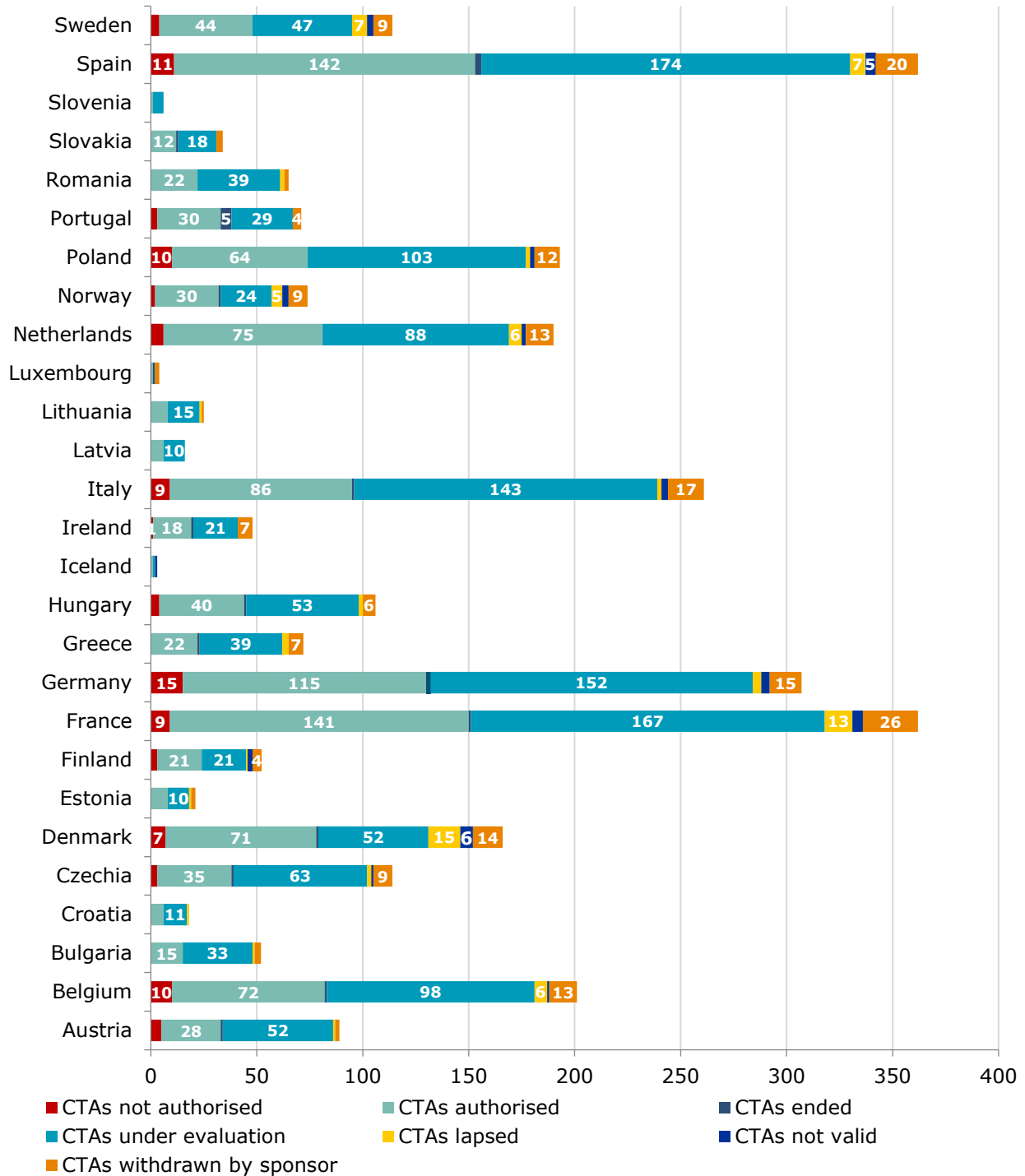


<sup>13</sup> The status of a previously lapsed application to add a new Member State Concerned has changed since the last published report to withdrawn.

Clinical trial applications under evaluation have increased by 31% , and by 25 % for clinical trial applications authorised compared to the previous reporting period.

The graph below shows the number of initial clinical trial applications with full dossier, submitted in accordance with Article 5 of CTR since 31 January 2022, per applicable status at the level of the Member States Concerned<sup>14</sup>.

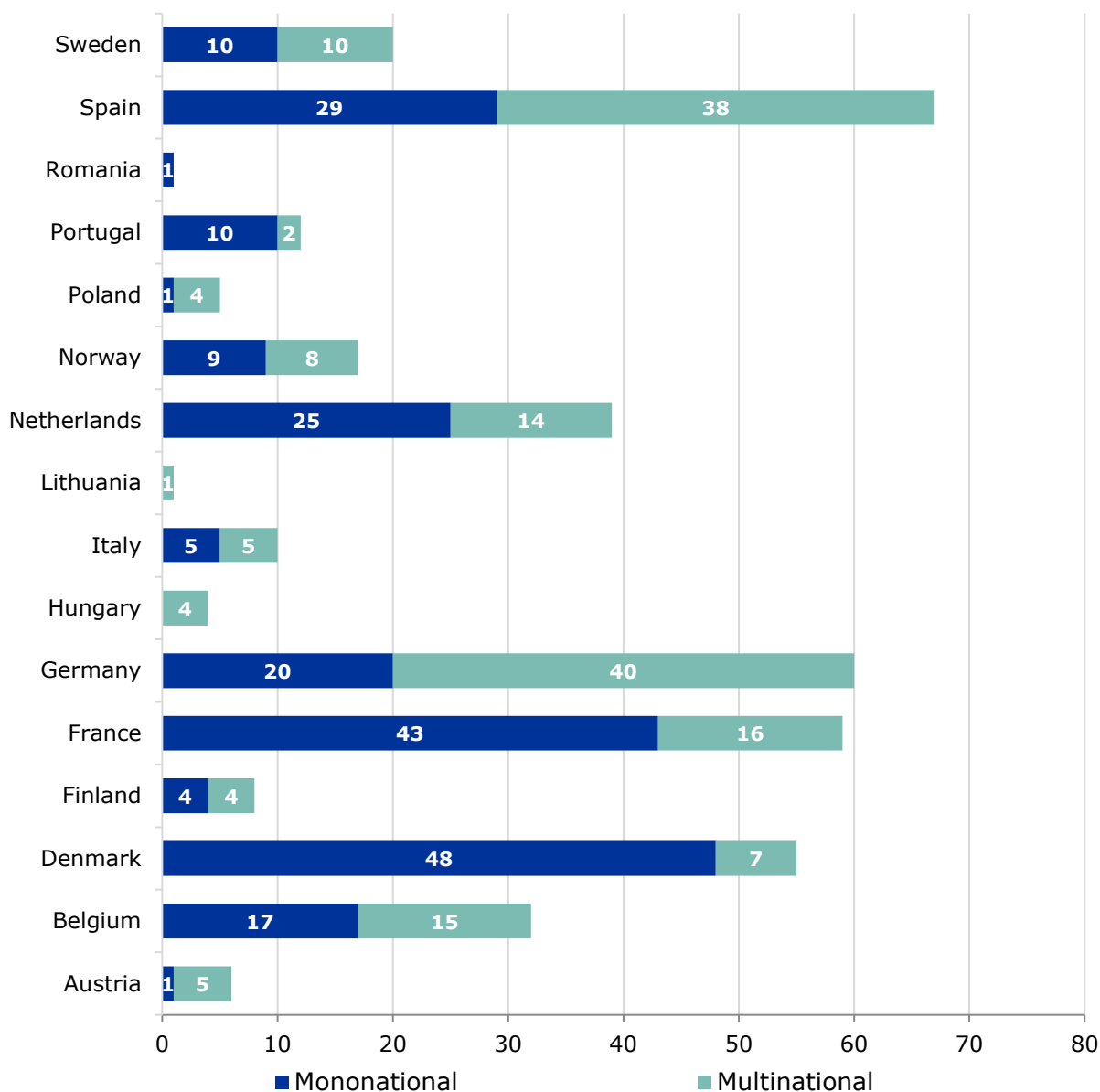
## Member States Concerned



<sup>14</sup> In multinational clinical trials the same application has been submitted to multiple Member State Concerned, and it is counted in the graph in each applicable MSC.

The graph below shows the distribution of appointment of Reporting Member State (RMS)<sup>15</sup>, amongst the applicable Member States Concerned, for clinical trial applications on which a decision has been issued for mono- and multinational trials.

### Reporting Member States Mononational vs Multinational



#### **1.16. Number of CTA Article 11 of CTR [partial dossier initial applications with later Part II submission] per applicable trial status during the reporting period, at EU and at MS level**

Partial initial applications submitted to CTIS in line with the requirements of Article 11 of the Regulation (EU) No 536/2014 will be considered for future reporting.

<sup>15</sup> RMS is the Reporting Member State appointed in line with the requirements of Article 5 of the Clinical Trials Regulation (EU) No 536/2014

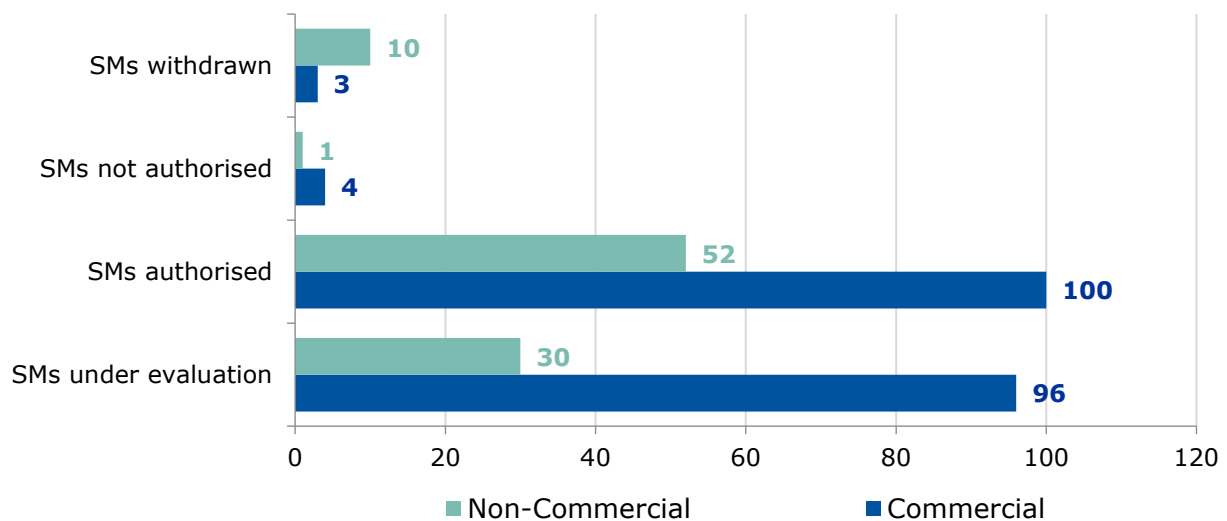
**1.17. Average time from submission to reporting date<sup>16</sup> (Article 11 and Article 5 of CTR), and to first decision (Article 5 of CTR) for initial applications and Substantial Modifications part I or part I and II**

On average it took 90 calendar days to issue a decision, during the selected period, for the 396 initial clinical trial applications. More details can be found in Annex I.

**1.18. Number of submitted, validated, authorised, rejected, lapsed and withdrawn Substantial Modification (SM) applications, related to part I / II / I and II, by sponsor type**

As of 31 January 2022 297 distinct applications for substantial modifications, foreseen in chapter II of Regulation (EU) No 536/2014, were submitted in CTIS for 176 clinical trials.

**SMs status' in CTIS  
Commercial versus Non-Commercial**



<sup>16</sup> The reporting date is equal to the date of the RMS conclusion on part I assessment

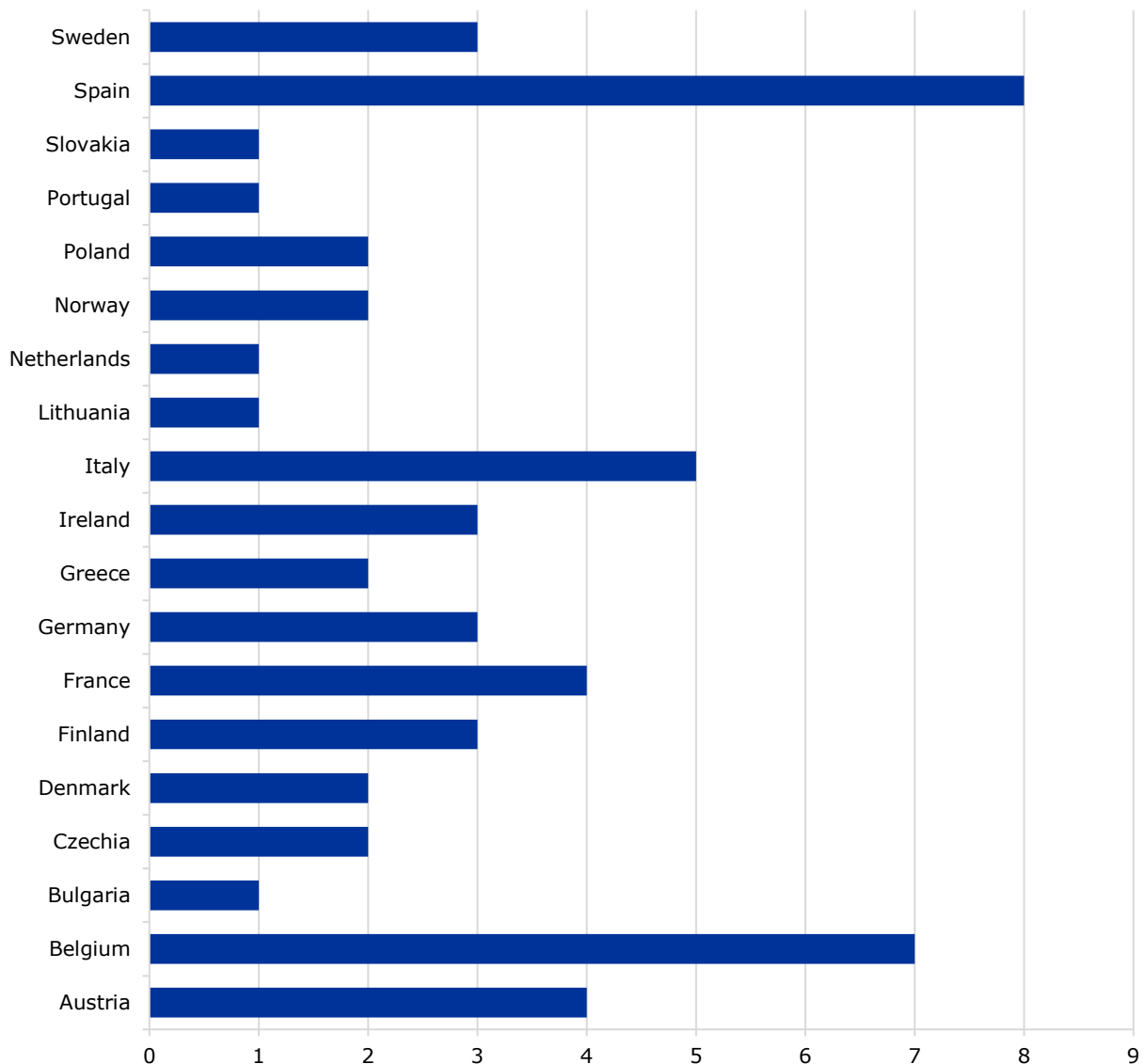
**1.19. Number of active substances (ASs) in CTR EU trials (mononational and multinational AS) per safety assessing Member States**

During the reporting period 19 saMS<sup>17</sup> were appointed for 55 active substances.

The role of safety assessing Member State Concerned (saMS) will be applicable only for active substances investigated in clinical trials in two or more MSC.

The graph below shows the number of saMS appointments per Member States during the reporting period.

**Number of saMS appointments per Member States**



<sup>17</sup> Safety Assessing Member State

## Annex I

### Average time from submission to decision for initial CTAs

The table below shows the number of calendar days since the submission of the initial clinical trial application to CTIS up to the time of the first decision of the Member States Concerned.

Please consider that due dates for tasks completion, including decision, in CTIS takes into account rules such as: allowing 2 consecutive working days, the due date cannot fall on weekend nor on a bank holiday in addition to counting the calendar days.

The list of clinical trials below includes resubmitted applications.

#	Submission date	Decision date	Days to Decision
1	09/02/2022	07/04/2022	57
2	15/02/2022	27/04/2022	71
3	15/02/2022	02/06/2022	107
4	20/02/2022	30/05/2022	99
5	24/02/2022	16/06/2022	112
6	28/02/2022	28/03/2022	28
7	03/03/2022	27/06/2022	116
8	04/03/2022	31/05/2022	88
9	04/03/2022	21/06/2022	109
10	07/03/2022	28/06/2022	113
11	10/03/2022	19/05/2022	70
12	15/03/2022	27/04/2022	43
13	16/03/2022	27/06/2022	103
14	24/03/2022	14/06/2022	82
15	24/03/2022	30/06/2022	98
16	28/03/2022	19/07/2022	113
17	28/03/2022	02/11/2022	219
18	29/03/2022	22/06/2022	85
19	31/03/2022	26/07/2022	117
20	01/04/2022	01/06/2022	61
21	05/04/2022	18/07/2022	104
22	06/04/2022	12/07/2022	97
23	08/04/2022	28/06/2022	81
24	14/04/2022	28/07/2022	105
25	14/04/2022	28/07/2022	105
26	18/04/2022	27/05/2022	39
27	19/04/2022	05/07/2022	77
28	19/04/2022	03/08/2022	106
29	21/04/2022	28/07/2022	98
30	22/04/2022	08/07/2022	77
31	22/04/2022	28/07/2022	97
32	22/04/2022	01/08/2022	101
33	22/04/2022	05/08/2022	105

#	Submission date	Decision date	Days to Decision
34	26/04/2022	28/06/2022	63
35	28/04/2022	16/08/2022	110
36	28/04/2022	24/08/2022	118
37	29/04/2022	05/08/2022	98
38	29/04/2022	08/08/2022	101
39	02/05/2022	07/06/2022	36
40	03/05/2022	24/08/2022	113
41	04/05/2022	04/07/2022	61
42	05/05/2022	08/07/2022	64
43	05/05/2022	01/08/2022	88
44	06/05/2022	23/06/2022	48
45	06/05/2022	28/10/2022	175
46	08/05/2022	04/07/2022	57
47	09/05/2022	18/07/2022	70
48	10/05/2022	26/07/2022	77
49	10/05/2022	04/08/2022	86
50	12/05/2022	31/08/2022	111
51	12/05/2022	01/09/2022	112
52	13/05/2022	26/08/2022	105
53	17/05/2022	09/09/2022	115
54	18/05/2022	28/06/2022	41
55	18/05/2022	01/09/2022	106
56	20/05/2022	08/07/2022	49
57	20/05/2022	25/08/2022	97
58	23/05/2022	28/10/2022	158
59	25/05/2022	11/08/2022	78
60	25/05/2022	16/09/2022	114
61	30/05/2022	22/06/2022	23
62	30/05/2022	06/09/2022	99
63	31/05/2022	23/09/2022	115
64	02/06/2022	10/08/2022	69
65	03/06/2022	01/08/2022	59
66	03/06/2022	01/08/2022	59
67	03/06/2022	21/09/2022	110
68	03/06/2022	26/09/2022	115
69	03/06/2022	27/09/2022	116
70	07/06/2022	27/09/2022	112
71	08/06/2022	27/09/2022	111
72	09/06/2022	11/08/2022	63
73	09/06/2022	23/08/2022	75
74	13/06/2022	09/08/2022	57
75	14/06/2022	15/09/2022	93

#	Submission date	Decision date	Days to Decision
76	15/06/2022	12/08/2022	58
77	16/06/2022	09/09/2022	85
78	19/06/2022	03/08/2022	45
79	22/06/2022	08/07/2022	16
80	22/06/2022	12/08/2022	51
81	23/06/2022	15/09/2022	84
82	23/06/2022	26/09/2022	95
83	24/06/2022	12/09/2022	80
84	24/06/2022	12/09/2022	80
85	24/06/2022	03/10/2022	101
86	24/06/2022	20/10/2022	118
87	27/06/2022	12/10/2022	107
88	28/06/2022	10/10/2022	104
89	28/06/2022	14/10/2022	108
90	01/07/2022	07/10/2022	98
91	01/07/2022	13/10/2022	104
92	04/07/2022	12/09/2022	70
93	04/07/2022	13/10/2022	101
94	04/07/2022	23/01/2023	203
95	05/07/2022	26/09/2022	83
96	06/07/2022	01/02/2023	210
97	08/07/2022	26/10/2022	110
98	09/07/2022	26/09/2022	79
99	11/07/2022	23/08/2022	43
100	12/07/2022	28/07/2022	16
101	12/07/2022	24/10/2022	104
102	13/07/2022	18/10/2022	97
103	13/07/2022	10/11/2022	120
104	14/07/2022	20/10/2022	98
105	15/07/2022	12/09/2022	59
106	15/07/2022	14/10/2022	91
107	15/07/2022	19/10/2022	96
108	15/07/2022	24/10/2022	101
109	15/07/2022	08/11/2022	116
110	17/07/2022	08/11/2022	114
111	18/07/2022	29/09/2022	73
112	18/07/2022	10/10/2022	84
113	18/07/2022	11/10/2022	85
114	18/07/2022	24/10/2022	98
115	19/07/2022	03/10/2022	76
116	20/07/2022	22/09/2022	64
117	20/07/2022	03/10/2022	75



#	Submission date	Decision date	Days to Decision
118	20/07/2022	27/10/2022	99
119	21/07/2022	26/07/2022	5
120	21/07/2022	07/10/2022	78
121	21/07/2022	03/11/2022	105
122	21/07/2022	09/11/2022	111
123	25/07/2022	12/10/2022	79
124	25/07/2022	14/11/2022	112
125	26/07/2022	24/10/2022	90
126	27/07/2022	09/11/2022	105
127	28/07/2022	19/09/2022	53
128	28/07/2022	03/10/2022	67
129	29/07/2022	10/11/2022	104
130	01/08/2022	21/11/2022	112
131	02/08/2022	12/10/2022	71
132	02/08/2022	23/11/2022	113
133	03/08/2022	14/10/2022	72
134	03/08/2022	31/10/2022	89
135	03/08/2022	14/11/2022	103
136	04/08/2022	12/10/2022	69
137	04/08/2022	02/11/2022	90
138	05/08/2022	16/09/2022	42
139	05/08/2022	25/10/2022	81
140	09/08/2022	29/11/2022	112
141	10/08/2022	27/10/2022	78
142	10/08/2022	09/11/2022	91
143	11/08/2022	28/11/2022	109
144	11/08/2022	06/12/2022	117
145	11/08/2022	06/12/2022	117
146	12/08/2022	21/11/2022	101
147	12/08/2022	25/11/2022	105
148	12/08/2022	29/11/2022	109
149	12/08/2022	05/12/2022	115
150	12/08/2022	06/12/2022	116
151	12/08/2022	06/12/2022	116
152	15/08/2022	20/10/2022	66
153	16/08/2022	29/11/2022	105
154	16/08/2022	06/12/2022	112
155	17/08/2022	06/12/2022	111
156	18/08/2022	15/11/2022	89
157	19/08/2022	08/11/2022	81
158	19/08/2022	17/11/2022	90
159	19/08/2022	06/12/2022	109

#	Submission date	Decision date	Days to Decision
160	19/08/2022	13/12/2022	116
161	22/08/2022	27/10/2022	66
162	22/08/2022	22/11/2022	92
163	22/08/2022	24/11/2022	94
164	23/08/2022	06/12/2022	105
165	25/08/2022	15/11/2022	82
166	25/08/2022	09/12/2022	106
167	25/08/2022	15/12/2022	112
168	25/08/2022	20/12/2022	117
169	26/08/2022	25/10/2022	60
170	26/08/2022	10/11/2022	76
171	26/08/2022	11/11/2022	77
172	26/08/2022	18/11/2022	84
173	29/08/2022	07/11/2022	70
174	29/08/2022	01/12/2022	94
175	31/08/2022	28/11/2022	89
176	31/08/2022	19/12/2022	110
177	31/08/2022	19/12/2022	110
178	31/08/2022	20/12/2022	111
179	01/09/2022	11/11/2022	71
180	02/09/2022	12/01/2023	132
181	09/09/2022	22/12/2022	104
182	09/09/2022	18/01/2023	131
183	10/09/2022	28/11/2022	79
184	12/09/2022	02/12/2022	81
185	12/09/2022	12/01/2023	122
186	13/09/2022	19/12/2022	97
187	14/09/2022	05/12/2022	82
188	15/09/2022	14/11/2022	60
189	15/09/2022	10/01/2023	117
190	15/09/2022	16/01/2023	123
191	16/09/2022	14/12/2022	89
192	17/09/2022	06/12/2022	80
193	19/09/2022	24/11/2022	66
194	19/09/2022	29/11/2022	71
195	19/09/2022	11/01/2023	114
196	19/09/2022	23/01/2023	126
197	19/09/2022	27/01/2023	130
198	20/09/2022	09/01/2023	111
199	20/09/2022	19/01/2023	121
200	21/09/2022	04/11/2022	44
201	21/09/2022	14/11/2022	54

#	Submission date	Decision date	Days to Decision
202	21/09/2022	16/11/2022	56
203	21/09/2022	24/01/2023	125
204	21/09/2022	24/01/2023	125
205	22/09/2022	27/12/2022	96
206	22/09/2022	01/02/2023	132
207	23/09/2022	06/10/2022	13
208	23/09/2022	31/01/2023	130
209	23/09/2022	03/02/2023	133
210	23/09/2022	08/03/2023	166
211	26/09/2022	06/12/2022	71
212	27/09/2022	22/12/2022	86
213	27/09/2022	17/01/2023	112
214	29/09/2022	22/11/2022	54
215	30/09/2022	14/12/2022	75
216	30/09/2022	18/01/2023	110
217	30/09/2022	23/01/2023	115
218	30/09/2022	02/02/2023	125
219	03/10/2022	03/11/2022	31
220	03/10/2022	14/11/2022	42
221	03/10/2022	07/02/2023	127
222	04/10/2022	06/02/2023	125
223	05/10/2022	22/12/2022	78
224	06/10/2022	03/02/2023	120
225	07/10/2022	13/02/2023	129
226	07/10/2022	13/02/2023	129
227	07/10/2022	13/02/2023	129
228	07/10/2022	13/02/2023	129
229	10/10/2022	15/11/2022	36
230	10/10/2022	30/11/2022	51
231	10/10/2022	15/02/2023	128
232	11/10/2022	26/01/2023	107
233	11/10/2022	09/02/2023	121
234	11/10/2022	14/02/2023	126
235	11/10/2022	16/02/2023	128
236	12/10/2022	19/12/2022	68
237	13/10/2022	02/02/2023	112
238	13/10/2022	07/02/2023	117
239	13/10/2022	15/02/2023	125
240	14/10/2022	17/02/2023	126
241	14/10/2022	23/02/2023	132
242	16/10/2022	13/02/2023	120
243	17/10/2022	02/12/2022	46

#	Submission date	Decision date	Days to Decision
244	17/10/2022	22/02/2023	128
245	18/10/2022	10/02/2023	115
246	18/10/2022	21/02/2023	126
247	19/10/2022	10/01/2023	83
248	19/10/2022	18/01/2023	91
249	19/10/2022	23/01/2023	96
250	19/10/2022	26/01/2023	99
251	19/10/2022	13/02/2023	117
252	20/10/2022	21/12/2022	62
253	20/10/2022	18/01/2023	90
254	20/10/2022	20/01/2023	92
255	20/10/2022	30/01/2023	102
256	20/10/2022	20/02/2023	123
257	21/10/2022	01/02/2023	103
258	21/10/2022	10/02/2023	112
259	21/10/2022	23/02/2023	125
260	21/10/2022	24/02/2023	126
261	21/10/2022	27/02/2023	129
262	21/10/2022	01/03/2023	131
263	26/10/2022	05/12/2022	40
264	26/10/2022	27/02/2023	124
265	26/10/2022	02/03/2023	127
266	26/10/2022	06/03/2023	131
267	27/10/2022	20/02/2023	116
268	27/10/2022	07/03/2023	131
269	28/10/2022	14/12/2022	47
270	28/10/2022	06/03/2023	129
271	31/10/2022	15/12/2022	45
272	31/10/2022	23/12/2022	53
273	31/10/2022	31/01/2023	92
274	01/11/2022	18/11/2022	17
275	03/11/2022	20/12/2022	47
276	03/11/2022	09/02/2023	98
277	03/11/2022	23/02/2023	112
278	03/11/2022	10/03/2023	127
279	04/11/2022	20/12/2022	46
280	04/11/2022	27/01/2023	84
281	04/11/2022	17/02/2023	105
282	04/11/2022	20/02/2023	108
283	04/11/2022	03/03/2023	119
284	07/11/2022	18/01/2023	72
285	07/11/2022	27/02/2023	112

#	Submission date	Decision date	Days to Decision
286	07/11/2022	28/02/2023	113
287	07/11/2022	02/03/2023	115
288	08/11/2022	18/01/2023	71
289	08/11/2022	06/02/2023	90
290	08/11/2022	06/02/2023	90
291	08/11/2022	07/03/2023	119
292	09/11/2022	18/12/2022	39
293	10/11/2022	20/02/2023	102
294	10/11/2022	23/02/2023	105
295	10/11/2022	03/03/2023	113
296	11/11/2022	06/03/2023	115
297	11/11/2022	21/03/2023	130
298	14/11/2022	02/02/2023	80
299	14/11/2022	21/03/2023	127
300	15/11/2022	15/12/2022	30
301	15/11/2022	31/01/2023	77
302	15/11/2022	07/02/2023	84
303	15/11/2022	09/02/2023	86
304	15/11/2022	01/03/2023	106
305	15/11/2022	14/03/2023	119
306	15/11/2022	20/03/2023	125
307	16/11/2022	07/02/2023	83
308	17/11/2022	27/01/2023	71
309	17/11/2022	07/02/2023	82
310	17/11/2022	10/02/2023	85
311	17/11/2022	13/02/2023	88
312	17/11/2022	27/02/2023	102
313	17/11/2022	03/03/2023	106
314	17/11/2022	06/03/2023	109
315	17/11/2022	28/03/2023	131
316	18/11/2022	03/03/2023	105
317	18/11/2022	21/03/2023	123
318	18/11/2022	27/03/2023	129
319	21/11/2022	14/03/2023	113
320	21/11/2022	24/03/2023	123
321	21/11/2022	27/03/2023	126
322	21/11/2022	28/03/2023	127
323	22/11/2022	17/02/2023	87
324	22/11/2022	21/03/2023	119
325	22/11/2022	22/03/2023	120
326	22/11/2022	30/03/2023	128
327	23/11/2022	16/12/2022	23

#	Submission date	Decision date	Days to Decision
328	23/11/2022	24/01/2023	62
329	23/11/2022	29/03/2023	126
330	23/11/2022	29/03/2023	126
331	24/11/2022	28/02/2023	96
332	25/11/2022	30/03/2023	125
333	28/11/2022	16/02/2023	80
334	28/11/2022	27/02/2023	91
335	28/11/2022	06/03/2023	98
336	29/11/2022	07/02/2023	70
337	29/11/2022	23/02/2023	86
338	30/11/2022	01/03/2023	91
339	30/11/2022	03/03/2023	93
340	30/11/2022	10/03/2023	100
341	30/11/2022	21/03/2023	111
342	01/12/2022	11/01/2023	41
343	02/12/2022	27/03/2023	115
344	05/12/2022	03/03/2023	88
345	05/12/2022	06/03/2023	91
346	07/12/2022	02/02/2023	57
347	07/12/2022	17/03/2023	100
348	07/12/2022	21/03/2023	104
349	08/12/2022	20/12/2022	12
350	09/12/2022	21/02/2023	74
351	09/12/2022	14/03/2023	95
352	14/12/2022	17/03/2023	93
353	14/12/2022	21/03/2023	97
354	14/12/2022	28/03/2023	104
355	15/12/2022	24/01/2023	40
356	15/12/2022	23/03/2023	98
357	16/12/2022	03/03/2023	77
358	16/12/2022	13/03/2023	87
359	16/12/2022	15/03/2023	89
360	16/12/2022	29/03/2023	103
361	19/12/2022	31/01/2023	43
362	20/12/2022	03/02/2023	45
363	20/12/2022	28/02/2023	70
364	20/12/2022	15/03/2023	85
365	20/12/2022	17/03/2023	87
366	22/12/2022	08/02/2023	48
367	22/12/2022	09/02/2023	49
368	23/12/2022	13/02/2023	52
369	23/12/2022	13/02/2023	52

#	Submission date	Decision date	Days to Decision
370	23/12/2022	15/03/2023	82
371	28/12/2022	24/03/2023	86
372	29/12/2022	30/03/2023	91
373	06/01/2023	14/03/2023	67
374	06/01/2023	20/03/2023	73
375	09/01/2023	30/03/2023	80
376	10/01/2023	22/02/2023	43
377	13/01/2023	22/03/2023	68
378	18/01/2023	31/03/2023	72
379	23/01/2023	21/03/2023	57
380	23/01/2023	29/03/2023	65
381	25/01/2023	30/01/2023	5
382	25/01/2023	07/03/2023	41
383	27/01/2023	03/03/2023	35
384	30/01/2023	13/03/2023	42
385	31/01/2023	17/03/2023	45
386	01/02/2023	07/03/2023	34
387	03/02/2023	13/03/2023	38
388	13/02/2023	28/02/2023	15
389	13/02/2023	20/03/2023	35
390	15/02/2023	31/03/2023	44
391	20/02/2023	27/03/2023	35
392	21/02/2023	03/03/2023	10
393	27/02/2023	27/03/2023	28
394	28/02/2023	09/03/2023	9
395	09/03/2023	13/03/2023	4
396	20/03/2023	29/03/2023	9