



17 March 2023
EMA/77032/2023 – Rev 1

Key performance indicators (KPIs) to monitor the European clinical trials environment

Metrics on the Clinical Trials Regulation and Clinical Trials Directive

1 – 31 January 2023, edition 10

On the 31 January 2022 the [Clinical Trials Regulation](#) (EU) No 536/2014, hereinafter 'CTR', repealing the Clinical Trials Directive 2001/20/EC, hereinafter 'CTD', became applicable and the [Clinical Trial Information System \(CTIS\)](#) was launched. In line with the provisions outlined in Article 97 of the Clinical Trials Regulation, the European Commission shall assess the impact of the Regulation on scientific and technological progress.

This report provides an overview of Key Performance Indicators (KPIs) related to the implementation of the CTR. The Clinical Trials Regulation Metrics report is published on a monthly basis starting in May 2022. The latest and previous reports can be found at this [link](#).

This report is published as part of the business change programme Accelerating Clinical Trials EU (ACT EU), involving the European Commission, the Heads of Medicines Agencies (HMA), Clinical Trial Coordination Group (CTCG) and the Agency.

One of the priority actions of ACT EU focusses on monitoring the implementation of the CTR.

The metrics presented in the report reflect the status of applications in CTIS and EudraCT¹ as of 31 January 2023 for Clinical Trial applications (CTA) submitted between 1-31 January 2023² as well as cumulative figures.

¹ EudraCT is the (European Union Drug Regulating Authorities Clinical Trials Database) European database for all interventional clinical trials on medicinal products authorised in the European Union (EEA) under the Clinical Trial Directive and outside the EU/EEA if they are part of a Paediatric Investigation Plan (PIP)

² The two 'smoke test' trials, submitted to CTIS for testing purposes just before the CTIS launch, are not counted.



Table of contents

1.1. Number of clinical trial applications (CTAs) submitted under the Clinical Trials Regulation in CTIS	3
1.2. CTAs under Clinical Trial Directive (CTD) uploaded by Member States (MSs) in EudraCT, counted as individual clinical trial protocol	4
1.3. Number of ongoing clinical trials (CTs)	4
1.4. Number of trials for which a decision has been issued under the CTR with/without deferral for the protocol	4
1.5. Number of mononational-multinational trials for which a decision has been issued by the Member States Concerned (MSC) under the Clinical Trials Regulation, broken down per sponsor type (commercial vs. non-commercial) and average number of MSCs	5
1.6. Number of mononational-multinational trials for which a NCA decision and an Ethics Committee opinion have been issued by the Member States under the Clinical Trials Directive, broken down per sponsor type (commercial vs. non-commercial) and average number of MSs	6
1.7. Number of clinical trials for which a decision has been issued per phase (i.e. I, II, III, IV, as well as CT first in human or combined phases early (I and II)) under CTR	7
1.8. Number of clinical trials for which a NCA decision and an Ethics Committee opinion have been issued per phase (i.e. I, II, III, IV, as well as CT first in human or combined phases early (I and II)) under CTD	8
1.9. Number of trials for which a decision has been issued under CTR, per therapeutic area	9
1.10. Number of trials for which a NCA decision and an Ethics Committee opinion have been issued under CTD, per therapeutic area	10
1.11. Number of trials for which a decision has been issued on Advanced Therapy Medicinal Products (ATMP) under CTR	11
1.12. Number of trials for which a decision has been issued, with ATMP of type "gene therapy", "somatic cell therapy" and "tissue engineered therapy" under CTR	11
1.13. Number of trials for which a NCA decision and an Ethics Committee opinion have been issued, with ATMP of type "gene therapy", "somatic cell therapy" and "tissue engineered therapy" under CTD	11
1.14. Number of clinical trial applications under the CTR per applicable trial status during the selected period, broken down per sponsor type: non- commercial/commercial	12
1.15. Art 14 applications to add a new Member State Concerned: (re-)submission, authorisation, rejection, lapsed and withdrawn dossiers	12
1.16. Number of CTAs Article 5 of CTR [full dossier initial applications] per applicable trial status during the reporting period, at EU, at MS level and with Reporting Member State (RMS) details	13
1.17. Number of CTA Article 11 of CTR [partial dossier initial applications with later Part II submission] per applicable trial status during the reporting period, at EU and at MS level	15
1.18. Average time from submission to reporting date (Article 11 and Article 5 of CTR), and to first decision (Article 5 of CTR) for initial applications and Substantial Modifications part I or part I and II	16
1.19. Number of submitted, validated, authorised, rejected, lapsed and withdrawn Substantial Modification (SM) applications, related to part I / II / I and II, by sponsor type	16
1.20. Number of active substances (ASs) in CTR EU trials (mononational and multinational AS)	16
1.21. Number of safety assessing Member State (saMS)-ships per MS	16
Annex I –Average time from submission to decision for initial CTAs	17

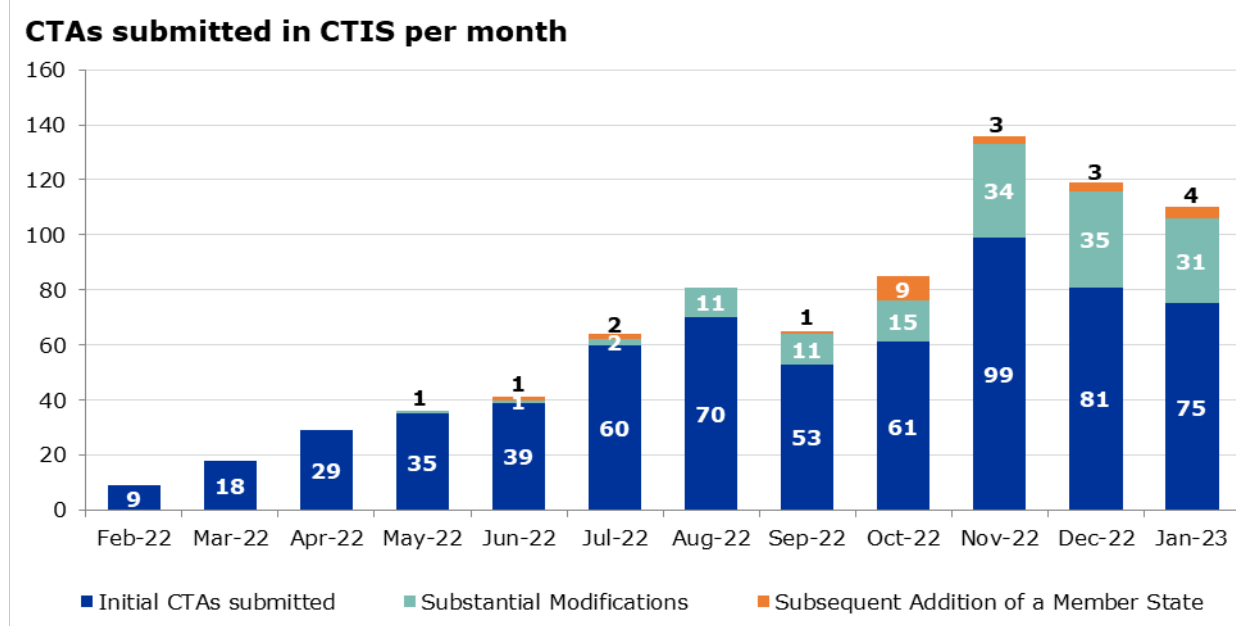
Clinical Trial Information System (CTIS) and EudraCT metrics

This report shows the key performance indicators (KPIs) generated from the two databases containing information on clinical trials in the EU/EEA, namely CTIS and EudraCT.

1.1. Number of clinical trial applications (CTAs) submitted under the Clinical Trials Regulation in CTIS

The graph below shows the cumulative number of clinical trial applications that have been submitted to CTIS since the launch on 31 January 2022.

Specifically, the applications submitted in January 2023 include initial clinical trial applications³, substantial modifications⁴ and addition of a new Member State Concerned⁵ applications in the selected period.⁶



Overall, 793 clinical trial applications have been submitted in CTIS since the launch of the system on 31 January 2022, of which 629 are initial clinical trial applications, 141 are substantial modification applications and 23 are applications for the addition of a new Member State Concerned.

Of the submitted applications during January 2023, 7 are re-submissions of applications that previously, lapsed (2), were withdrawn (3) and were not-authorized (2).

³ Initial clinical trials applications are those submitted in accordance with the requirements of Article 5 and Article 11, as applicable, of the Clinical Trials Regulation (EU) No 536/2014

⁴ Substantial modifications are those submitted in accordance with the requirements of chapter III of the Clinical Trials Regulation (EU) No 536/2014

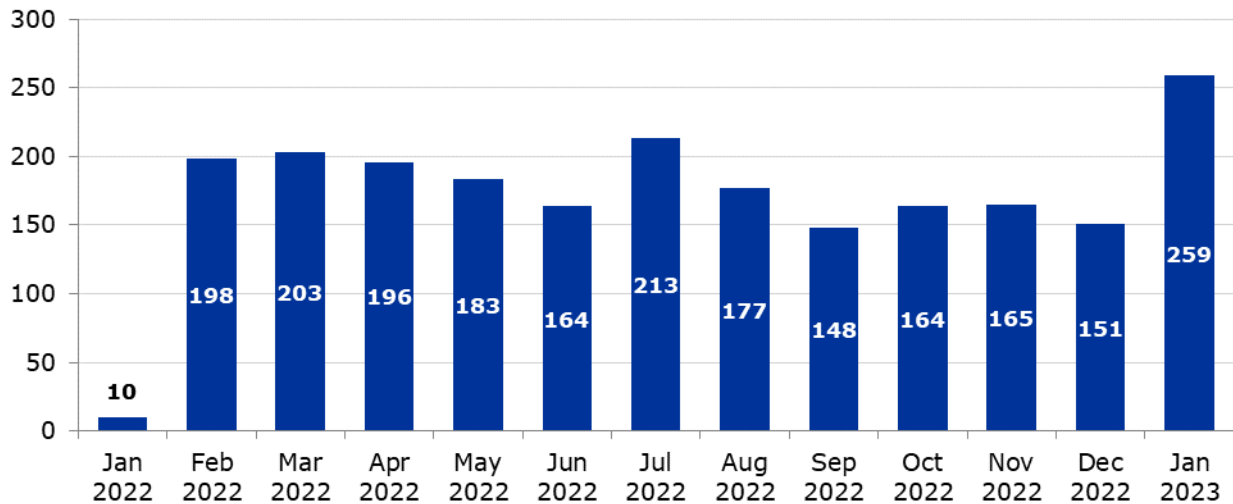
⁵ Applications to add a new Member States Concerned are submitted in accordance with the requirements of Article 14 of Regulation (EU) No 536/2014

⁶ Corrigendum: the graph shows the corrected figures for initial clinical trial applications submitted in July which are 60 and not 58 as displayed in the report edition 4. The incorrect calculation was due to an error in the reporting system.

1.2. CTAs under Clinical Trial Directive (CTD) uploaded by Member States (MSs) in EudraCT, counted as individual clinical trial protocol

The graph below shows the number of CTAs uploaded by the Member States in EudraCT as individual clinical trial protocol, per month during the selected period⁷. Overall 2,231 CTAs have been uploaded in EudraCT.

CTAs uploaded by Member States in EudraCT (CTAs are counted as individual trial protocol)



1.3. Number of ongoing clinical trials (CTs)

CTs under the CTR with at least one positive decision in the EU

The term 'ongoing' refers to clinical trials that have been authorised in at least one Member State Concerned where the recruitment of patients has started at the clinical investigator sites⁸.

As of 31 January 2023, 93 clinical trials were reported as ongoing in CTIS.

CTs under the CTD

In EudraCT there are no fields available to capture recruitment status at the level of the Member States.

1.4. Number of trials for which a decision has been issued under the CTR with/without deferral⁹ for the protocol

Due to a CTIS known issue, mitigation measure has been put in place to prevent publication of clinical trials with deferrals. As a consequence, clinical trials with any type of deferrals with a decision issued mid-August onwards are not available in the public domain. This is a temporary measure until the functionality of the deferral mechanism is restored. Sponsors and EU/EEA Members have the possibility to apply deferrals to clinical trials data, which will be published in due course once the issue is resolved.

⁷ The data for January 2022 in the graph refers to CTA uploaded by the Member State on the 31 January 2022 only.

⁸ Details on recruitment status are based on the information reported by the trial sponsor in CTIS

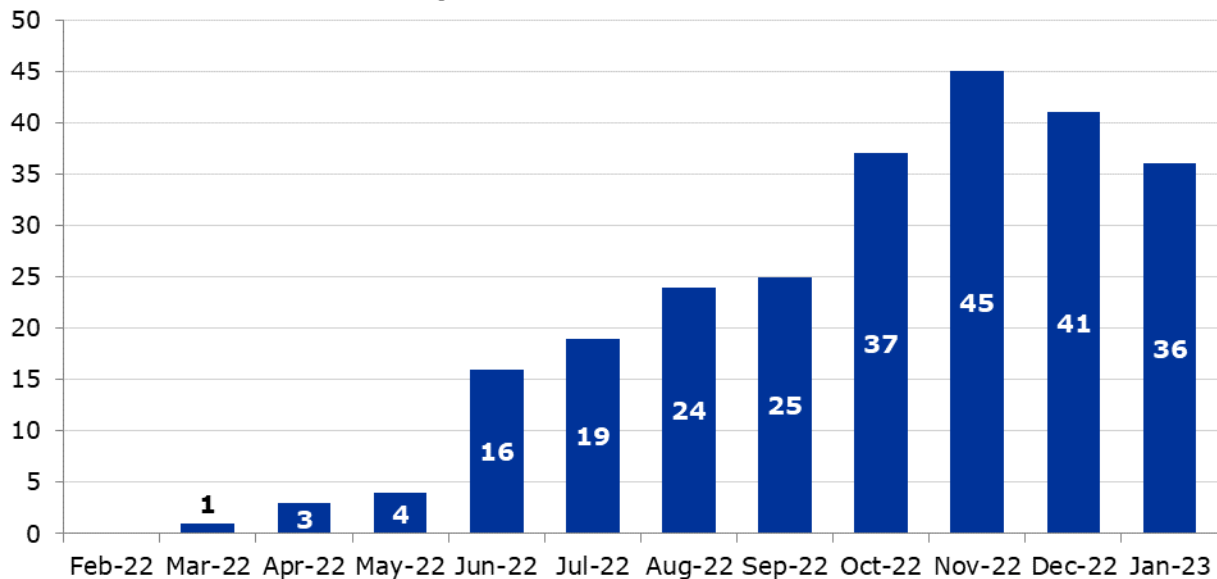
⁹ The option to defer the protocol is only available in CTIS.

Therefore, information on number of deferrals applied for the protocol will be reinstated once the functionality of the deferral mechanism is restored.

1.5. Number of mononational-multinational trials for which a decision has been issued by the Member States Concerned (MSC) under the Clinical Trials Regulation, broken down per sponsor type (commercial vs. non-commercial) and average number of MSCs¹⁰

The graph below shows the number of trials for which at least one decision has been issued in CTIS by a Member State Concerned, per month, since 31 January 2022. By end January 2023 the cumulative total rose from 215 to a total of 251 clinical trials, which have been authorised, authorised with conditions and not authorised. 6 authorised clinical trials were reported as ended.

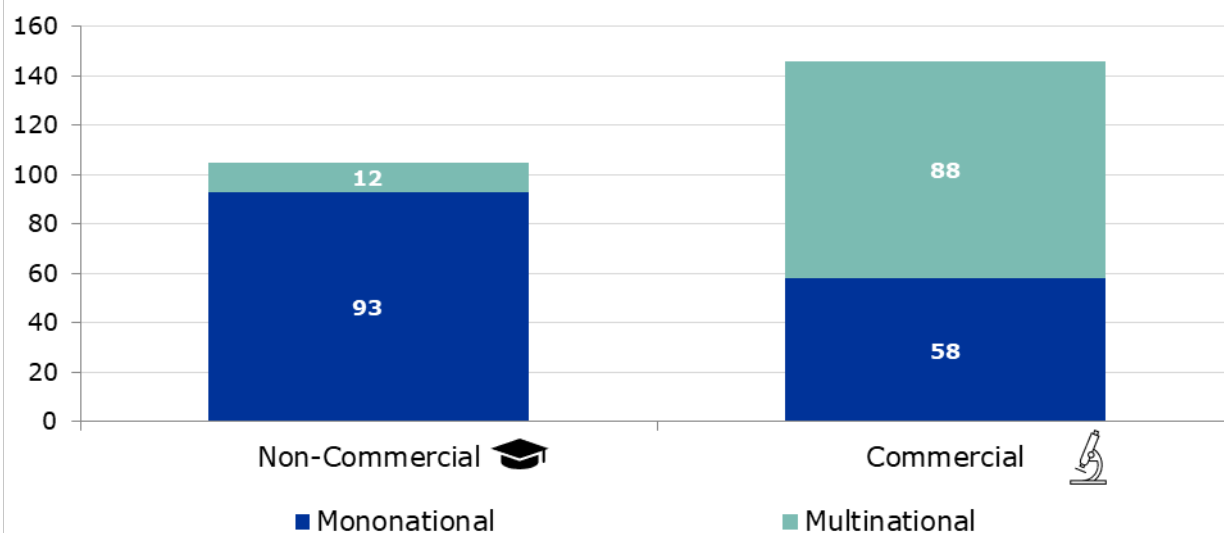
CTs with a decision in CTIS per month



The graph below shows the number of clinical trials for which a decision has been issued by the first MSC, with information whether the trial is a mono- or multinational and in relation to sponsor type.

¹⁰ Details on trial sponsor type, commercial vs non-commercial are derived based on information reported at the time of registration of an organisation in OMS: Organisation Management Service database, and are not recorded as such in the clinical trial application form. Commercial classification includes for example industry, pharmaceutical company, while non-commercial classification includes values such as academia, health care facility, micro, small and medium enterprises.

CTs with a decision in CTIS Split into Sponsor Type and Mono- vs Multinational



Currently 100 multinational clinical trial have a decision in CTIS with an average of 6 Member States Concerned.

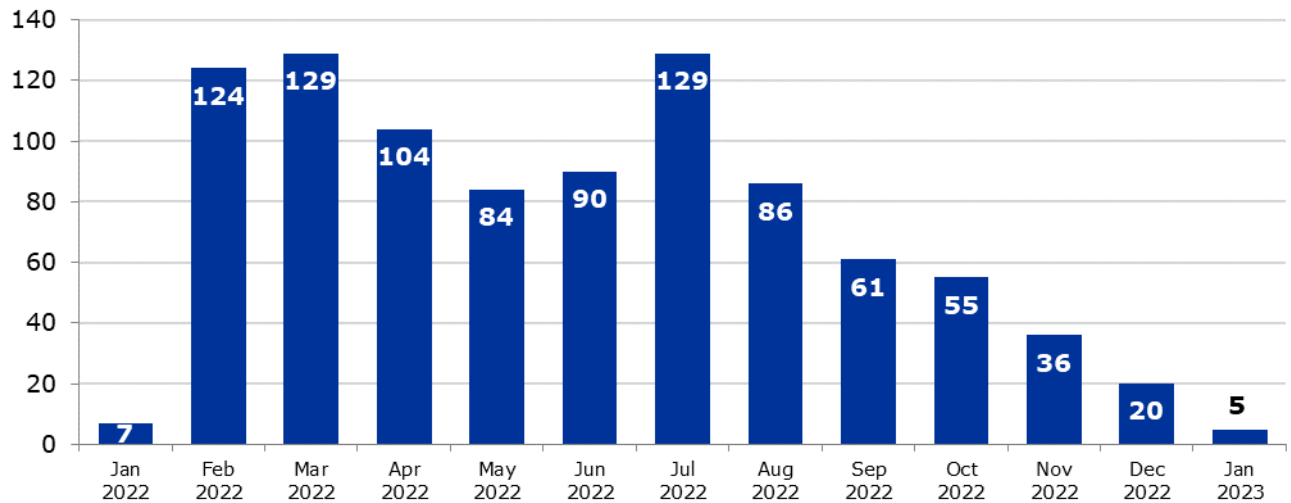
1.6. Number of mononational-multinational trials for which a NCA decision and an Ethics Committee opinion have been issued by the Member States under the Clinical Trials Directive, broken down per sponsor type (commercial vs. non-commercial) and average number of MSs

The graph below shows the number of clinical trials, as individual clinical trials protocols, that received a National Competent Authority decision and an Ethics Committee opinion from the first Member State uploading the CTA in EudraCT, per month, since 31 January 2022¹¹ displayed by upload date in EudraCT.

The numbers of applications with a NCA decision and Ethics Committee opinion may increase overtime, as soon as additional information is provided in EudraCT by the Member States. The cumulative total rose from 832 to a total of 930 clinical trials by end January 2023.

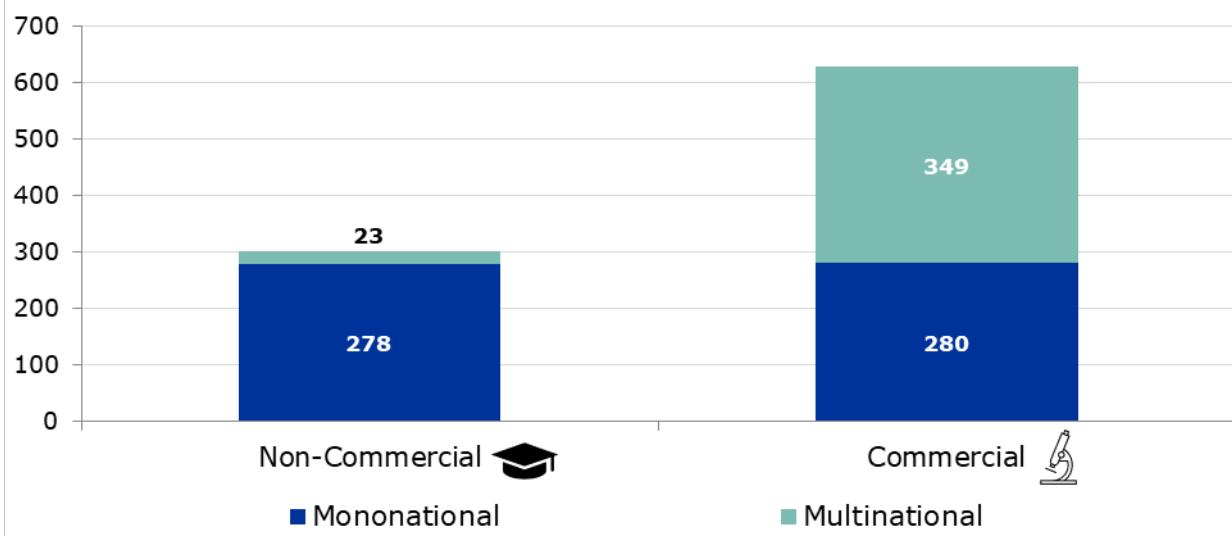
¹¹ The data for January that appear in the graph below refers to CTA loaded in EudraCT the 31st January having a subsequent decision by the national Competent Authority and Ethic Committee opinion loaded in EudraCT.

CTs in EudraCT per month



The graph below shows the number of clinical trials for which a decision and an opinion have been issued, with information whether the trial is a mono- or multinational and in relation to sponsor type.

CTs in EudraCT Split into Sponsor Type and Mono- vs Multinational



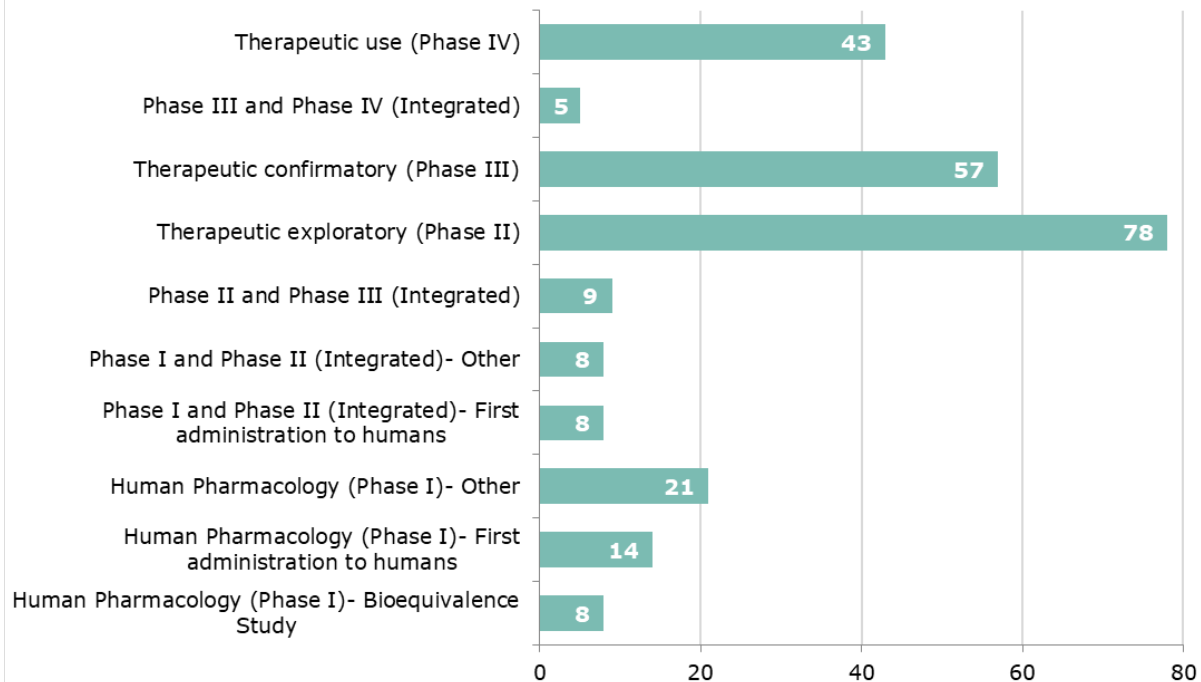
Considering clinical trials for which a decision and an opinion have been issued on average 4 Member States are involved in multinational trials.

1.7. Number of clinical trials for which a decision has been issued per phase (i.e. I, II, III, IV, as well as CT first in human or combined phases early (I and II)) under CTR¹²

The graph below shows the number of clinical trials for which a decision has been issued, broken down per trial phase.

¹² More than one trial phase can be selected for a single trial and it is counted in each trial. The graph shows the applicable trial phases in the selected period.

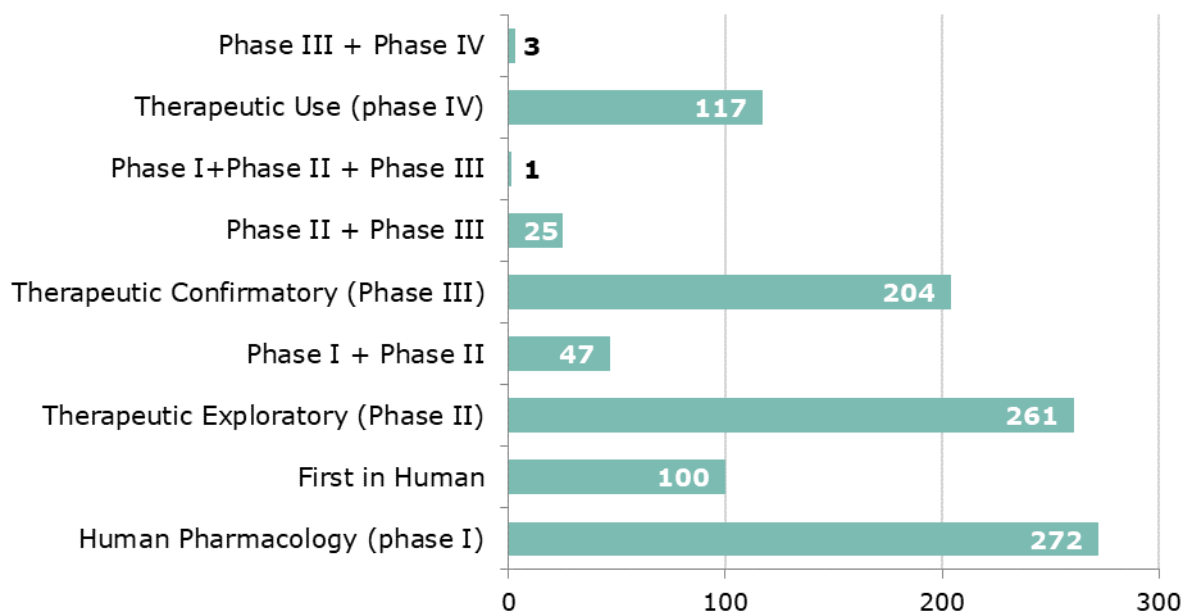
CTs with a decision in CTIS per phase



1.8. Number of clinical trials for which a NCA decision and an Ethics Committee opinion have been issued per phase (i.e. I, II, III, IV, as well as CT first in human or combined phases early (I and II)) under CTD

The graph below shows the number of clinical trials, as individual clinical trial protocol, uploaded in EudraCT as of 31 January 2022, for which a decision by the National Competent Authority and an opinion by the Ethics Committee have been inserted by the first Member States uploading the CTA in EudraCT, broken down per trial phase.

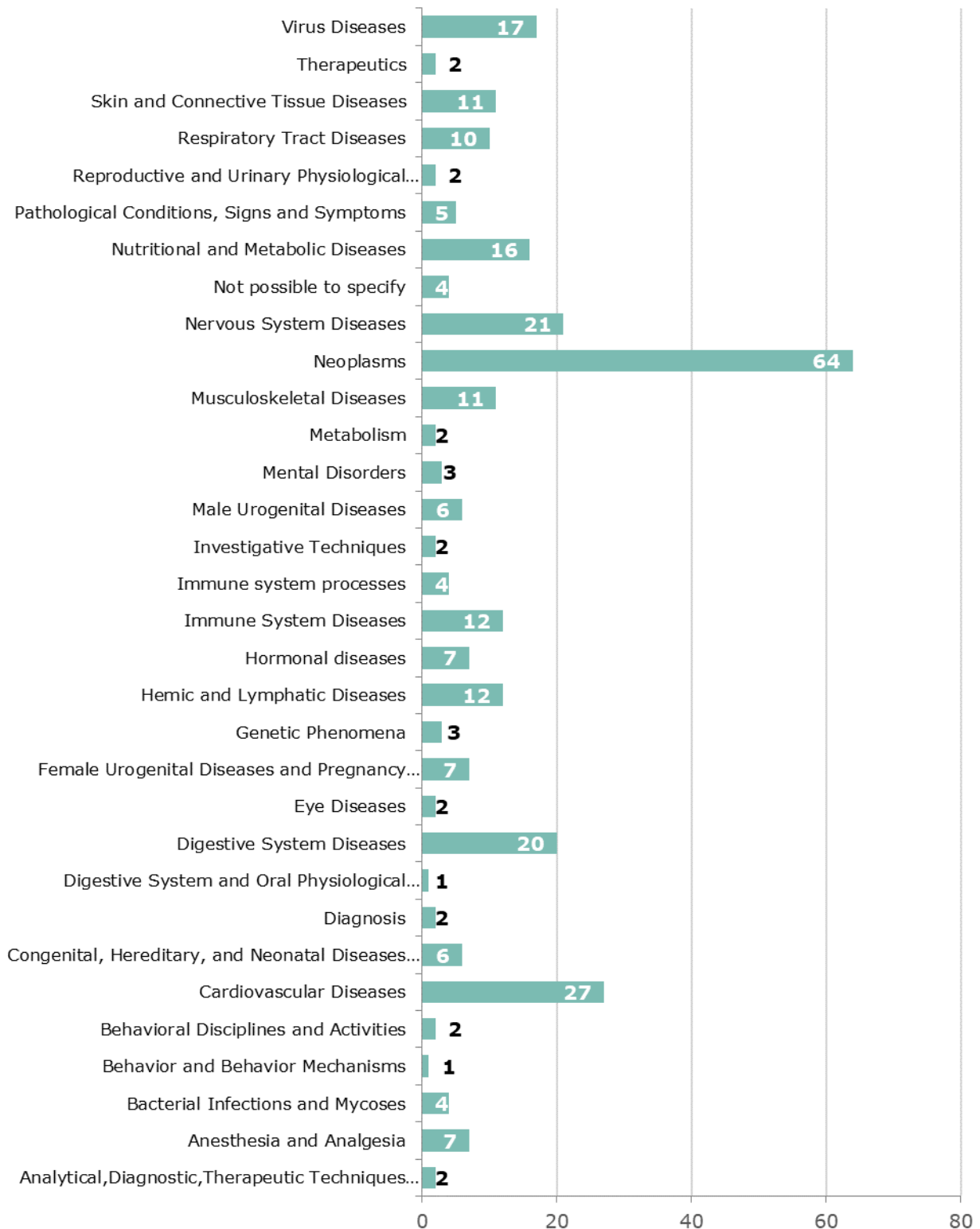
CTs in EudraCT per phase



1.9. Number of trials for which a decision has been issued under CTR, per therapeutic area¹³

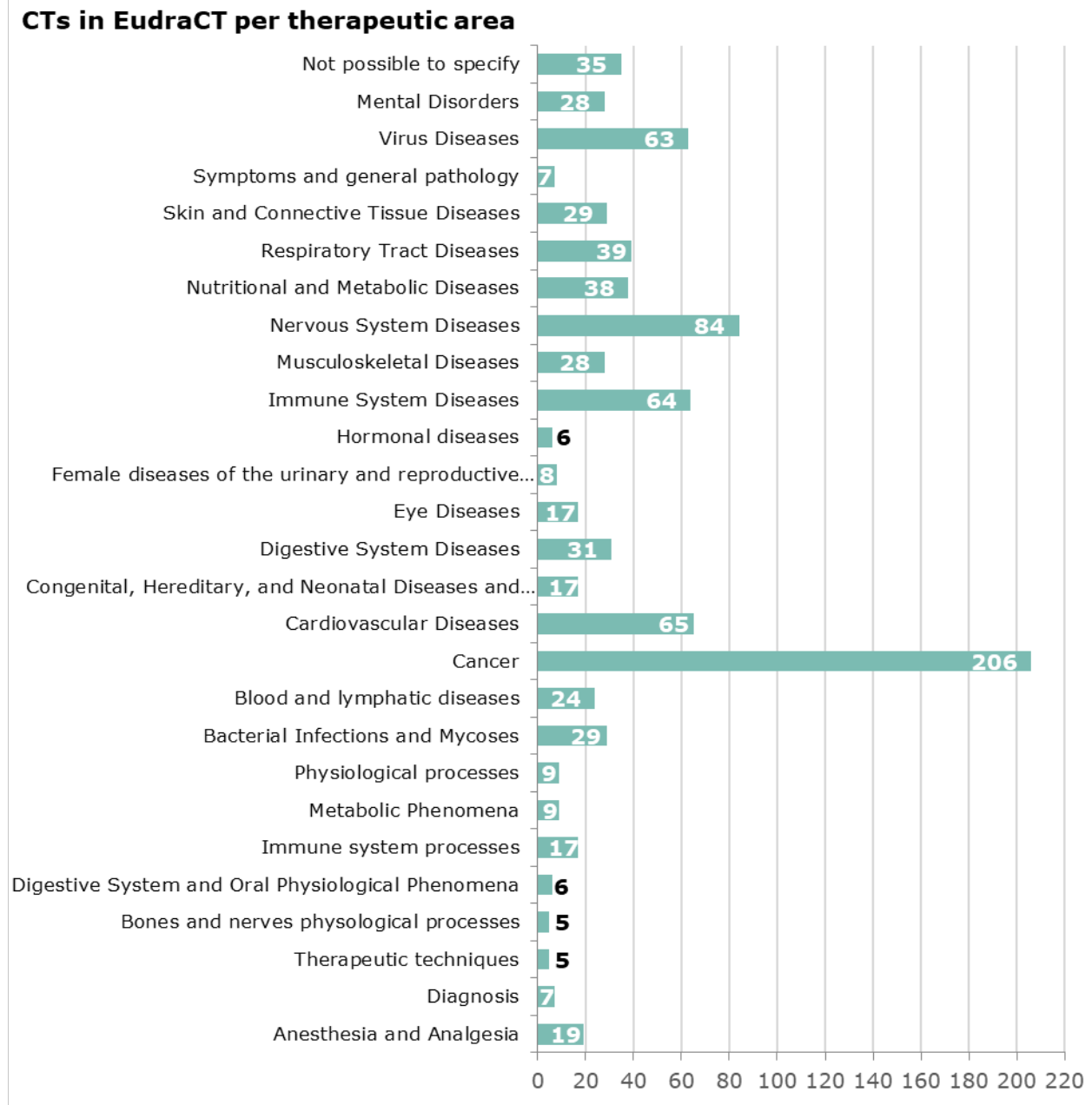
The graph below shows the number of clinical trials for which a decision has been issued in CTIS, broken down per therapeutic area.

CTs with a decision in CTIS per therapeutic area



1.10. Number of trials for which a NCA decision and an Ethics Committee opinion have been issued under CTD, per therapeutic area¹⁴

The graph below shows the number of clinical trials, as individual clinical trial protocol, for which a decision by the National Competent Authority and an opinion by the Ethics Committee have been inserted by the first Member State uploading the CTA in EudraCT, broken down per therapeutic area.¹⁵



¹³ In case a clinical trial investigates several therapeutic areas, it is counted in each of such identified therapeutic areas.

¹⁴ In case a clinical trial investigates several therapeutic areas, it is counted in each of such identified therapeutic areas. The graph shows the applicable trials therapeutic areas in the selected period displaying only therapeutic areas selected in 5 or more clinical trials, but not less.

¹⁵ The value 'not possible to specify' in the graph above reflects the fact that section E.1.1.2 of the CTA was not filled in

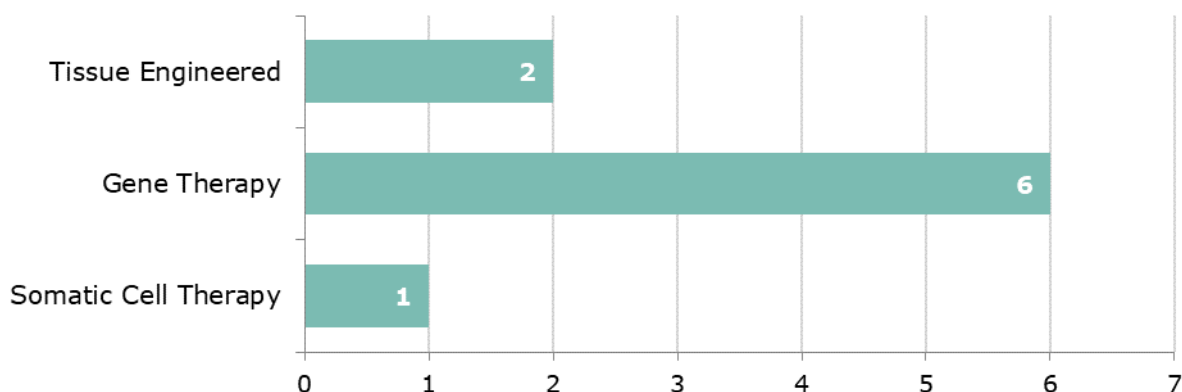
1.11. Number of trials for which a decision has been issued on Advanced Therapy Medicinal Products (ATMP) under CTR

Nine clinical trials for which a decision has been issued in CTIS include an Advanced Therapy Medicinal Product.

1.12. Number of trials for which a decision has been issued, with ATMP of type "gene therapy", "somatic cell therapy" and "tissue engineered therapy" under CTR

The graph below shows the ATMP type for the 9 clinical trials for which a decision has been issued in CTIS, which include an Advanced Therapy Medicinal Product.

CTs in CTIS per ATMP type

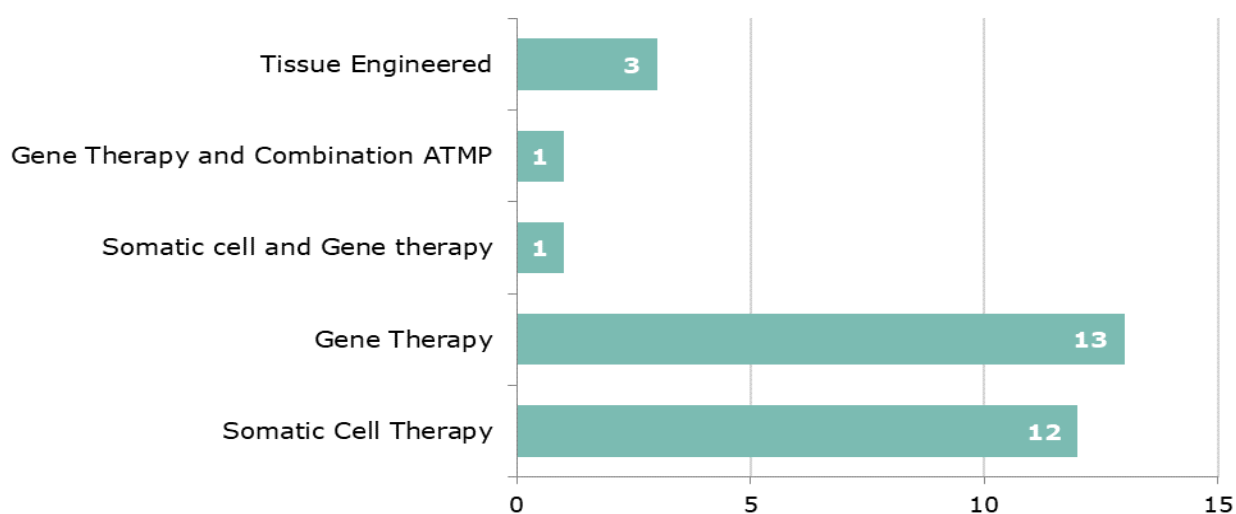


1.13. Number of trials for which a NCA decision and an Ethics Committee opinion have been issued, with ATMP of type "gene therapy", "somatic cell therapy" and "tissue engineered therapy" under CTD

There were 30 clinical trials in EudraCT since 31 January 2022, with a decision and an opinion issued by 31 January 2023 by the first Member State uploading the CTA in EudraCT, including an advanced therapy medicinal products.

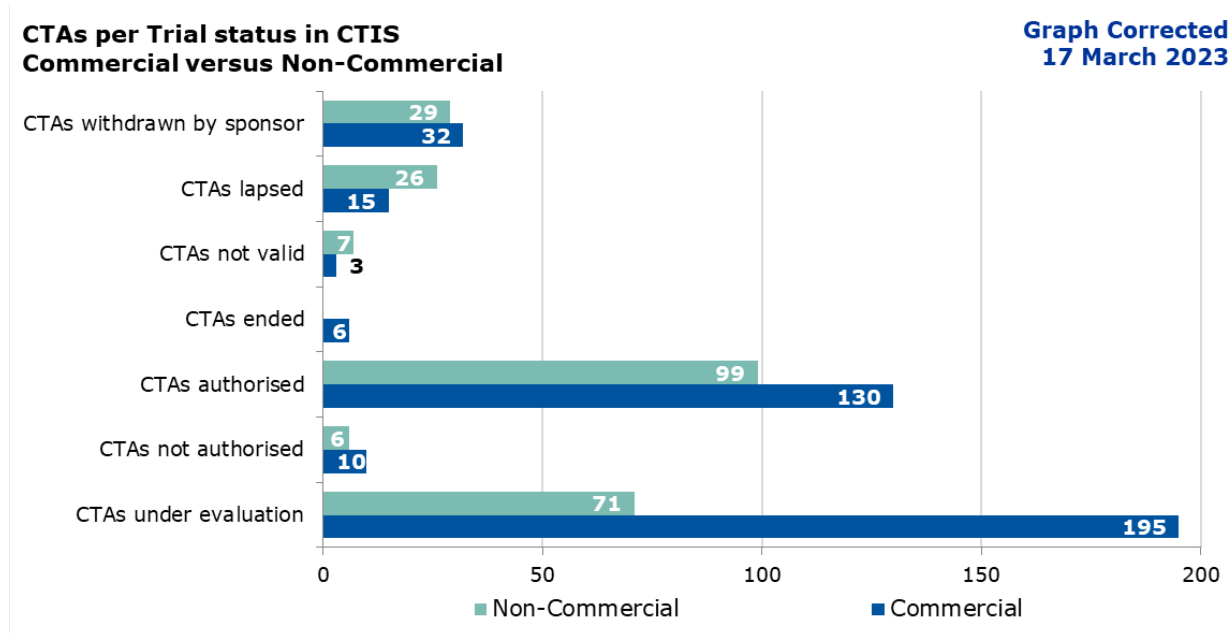
The graph below shows the number of clinical trials per ATMP type as reported in EudraCT.

CTs in EudraCT per ATMP type



1.14. Number of clinical trial applications under the CTR per applicable trial status during the selected period, broken down per sponsor type: non-commercial/commercial

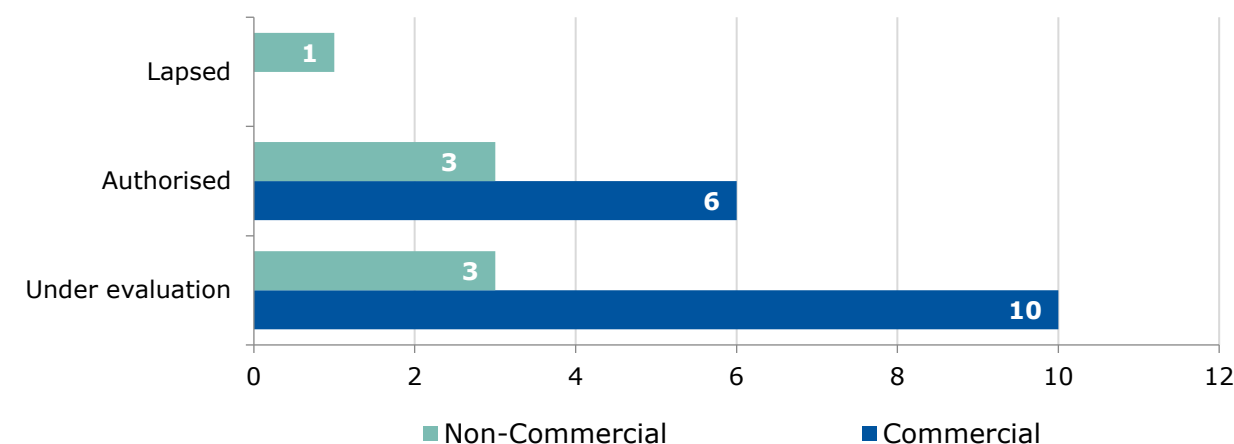
The graph below shows the number of initial clinical trial applications, per applicable overall trial status¹⁶ and information of sponsor type submitted in CTIS since 31 January 2022.



1.15. Art 14 applications to add a new Member State Concerned: (re-)submission, authorisation, rejection, lapsed and withdrawn dossiers

As of 31 January 2023 23 clinical trial applications for the addition of a new MSC, foreseen under Article 14 of Regulation (EU) No 536/2014, have been submitted in CTIS for 14 clinical trials. The below graph provides overview status per application submitted until 31 January 2023.

**Addition of a Member State Concerned application status' in CTIS
Commercial versus Non-Commercial**



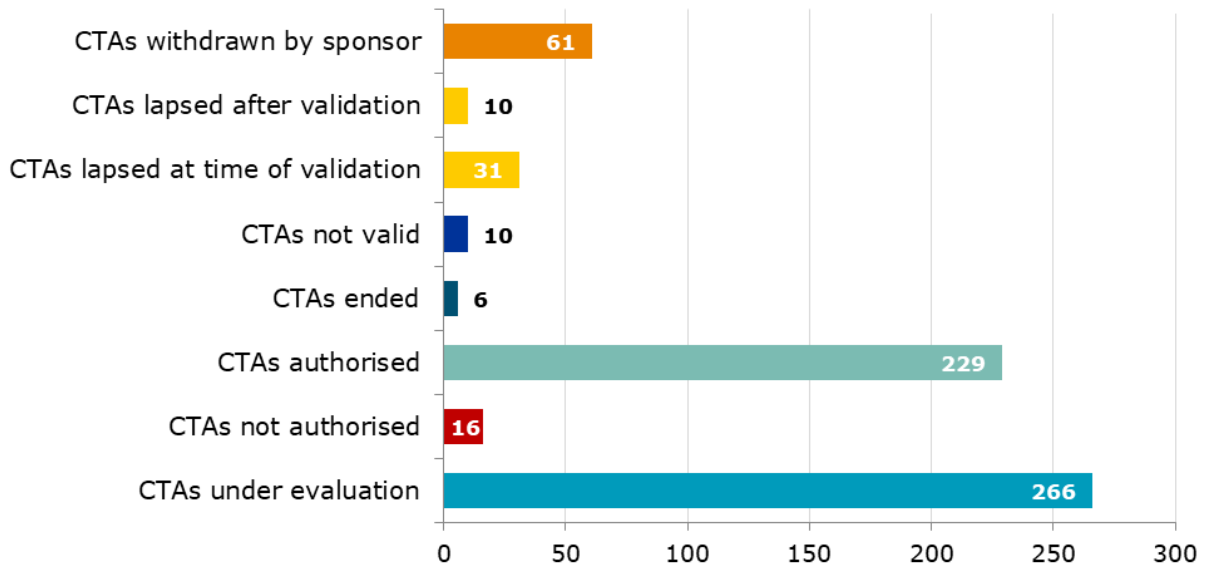
¹⁶ Overall trial status is the status per application and not per individual Member State Concerned.

1.16. Number of CTAs Article 5 of CTR [full dossier initial applications] per applicable trial status during the reporting period, at EU, at MS level and with Reporting Member State (RMS) details

The graph below shows the number of initial clinical trial applications with full dossier, submitted in accordance with Article 5 of CTR since 31 January 2022, per applicable overall status at EU level.

CTAs in CTIS per Status

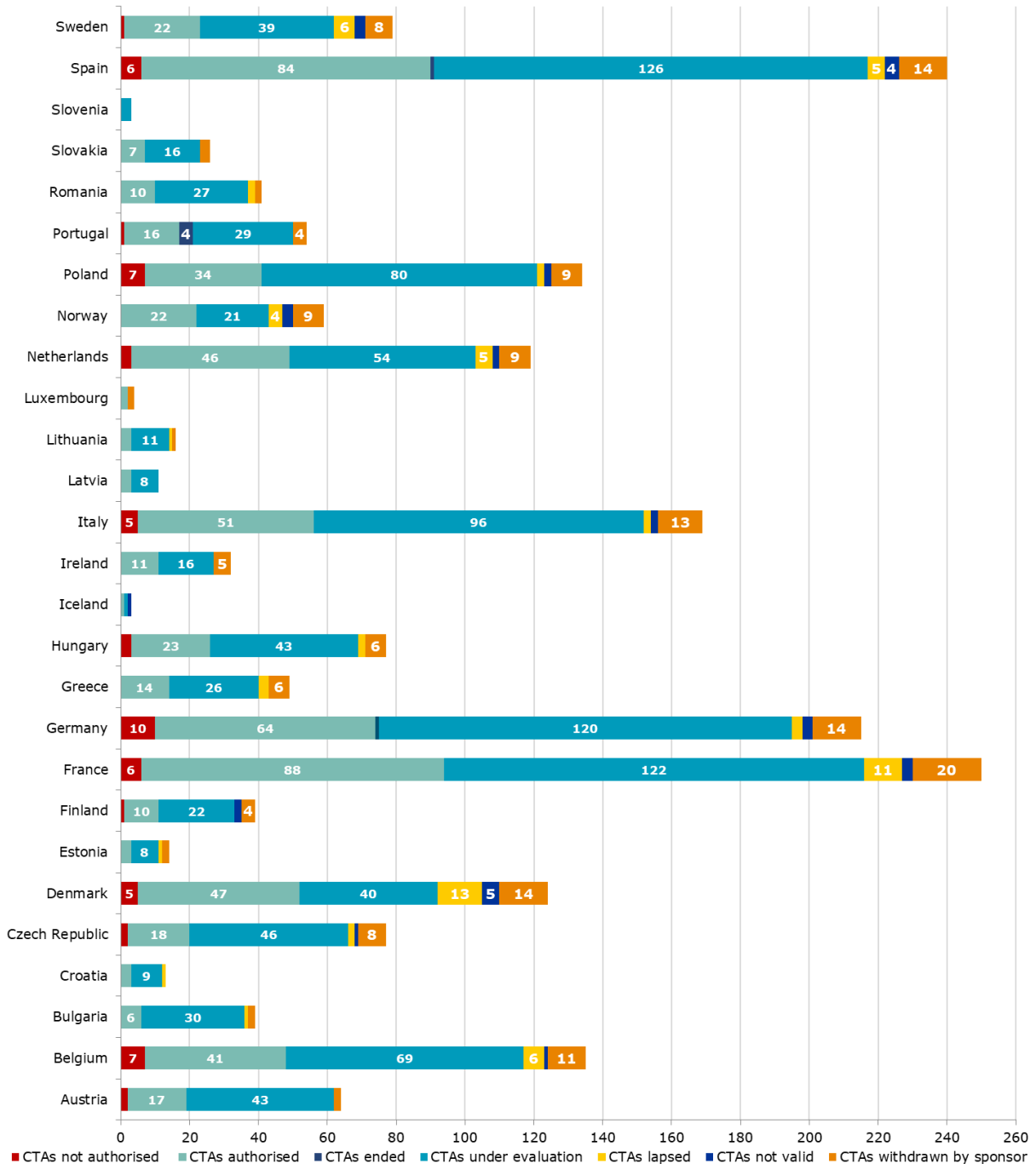
**Graph Corrected
17 March 2023**



It can be noted an increase of 13% of clinical trial applications under evaluation, and authorisation of clinical trial applications have increased by 17% compared to the previous reporting period.

The graph below shows the number of initial clinical trial applications with full dossier, submitted in accordance with Article 5 of CTR since 31 January 2022, per applicable status at the level of the Member States Concerned¹⁷.

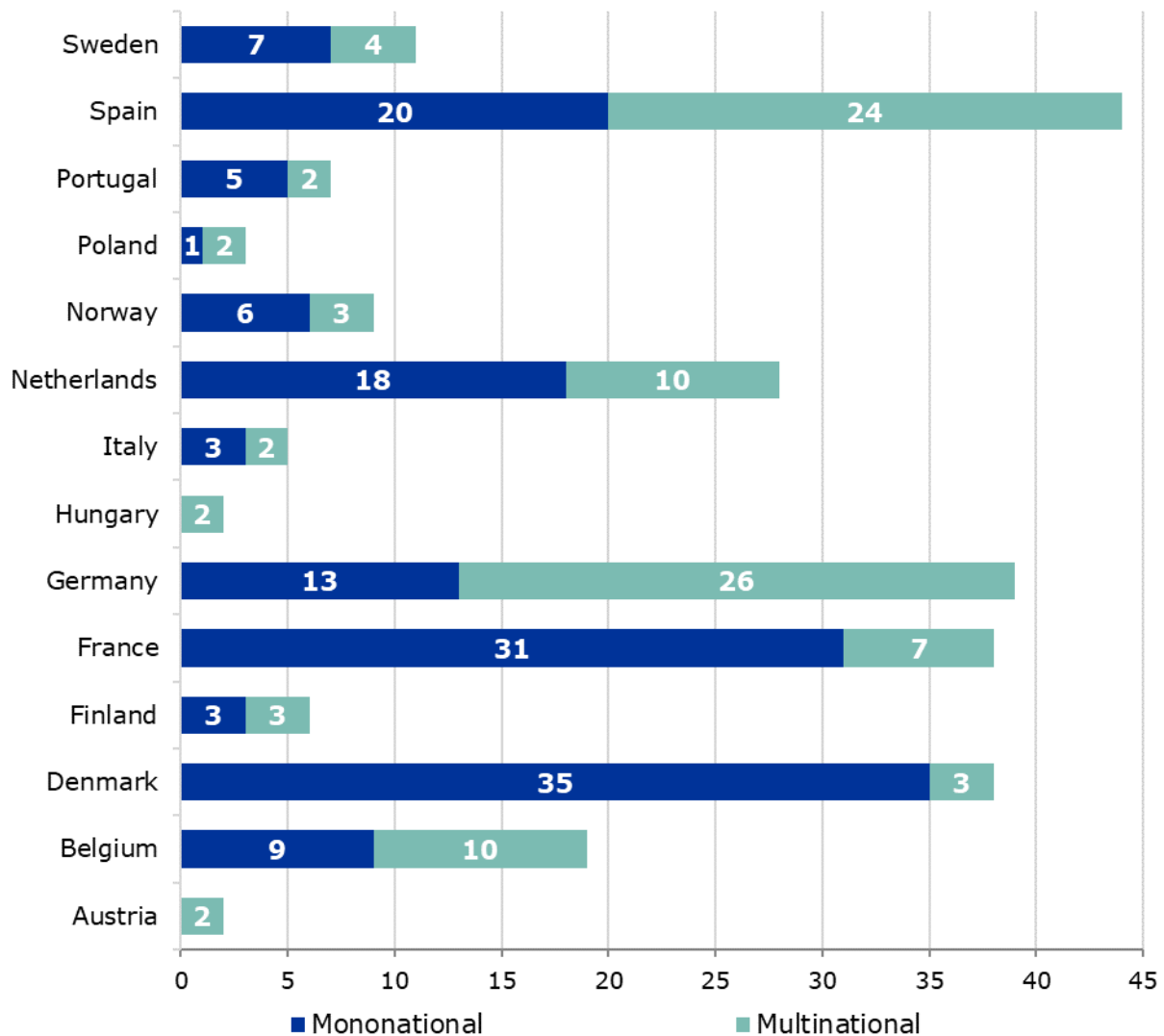
Member States Concerned



¹⁷ In multinational clinical trials the same application has been submitted to multiple Member State Concerned, and it is counted in the graph in each applicable MSC.

The graph below shows the distribution of appointment of Reporting Member State (RMS)¹⁸, amongst the applicable Member States Concerned, for clinical trial applications on which a decision has been issued for mono- and multinational trials.

Reporting Member States Mononational vs Multinational



1.17. Number of CTA Article 11 of CTR [partial dossier initial applications with later Part II submission] per applicable trial status during the reporting period, at EU and at MS level

Partial initial applications submitted to CTIS in line with the requirements of Article 11 of the Regulation (EU) No 536/2014 will be considered for future reporting.

¹⁸ RMS is the Reporting Member State appointed in line with the requirements of Article 5 of the Clinical Trials Regulation (EU) No 536/2014

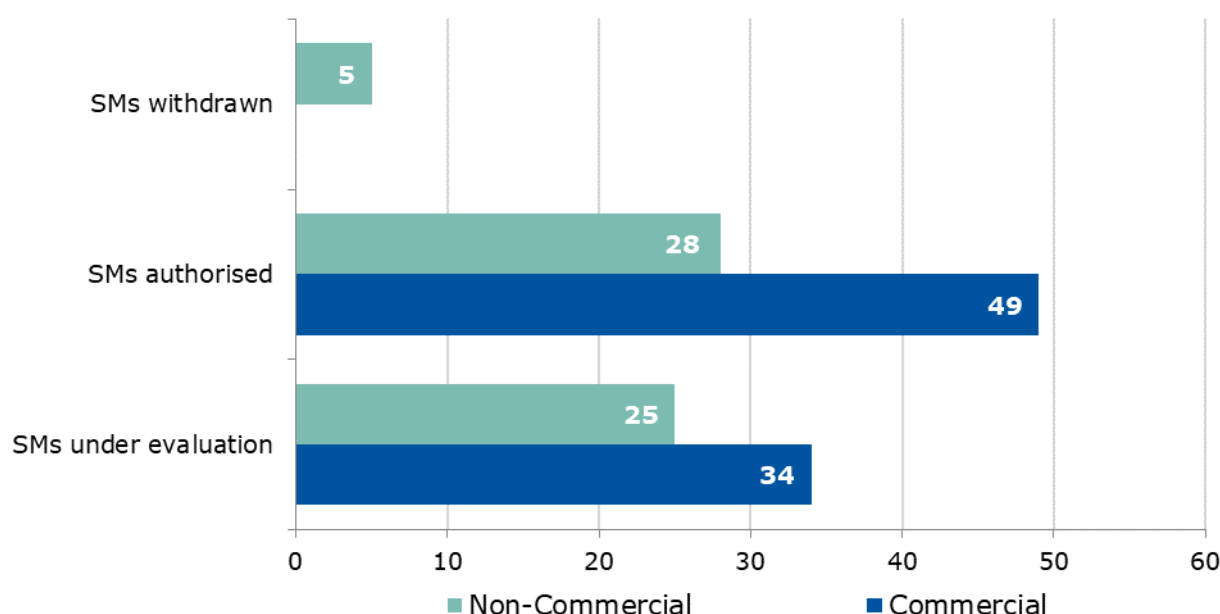
1.18. Average time from submission to reporting date¹⁹ (Article 11 and Article 5 of CTR), and to first decision (Article 5 of CTR) for initial applications and Substantial Modifications part I or part I and II

On average it took 86 calendar days to issue a decision, during the selected period, for the 251 initial clinical trial applications. More details can be found in Annex I.

1.19. Number of submitted, validated, authorised, rejected, lapsed and withdrawn Substantial Modification (SM) applications, related to part I / II / I and II, by sponsor type

As of 31 January 2023 141 distinct applications for substantial modifications, foreseen in chapter II of Regulation (EU) No 536/2014, were submitted in CTIS for 94 clinical trials.

**SMs status' in CTIS
Commercial versus Non-Commercial**



1.20. Number of active substances (ASs) in CTR EU trials (mononational and multinational AS)

During the reporting period 1 saMS²⁰ were appointed for 1 active substances.

1.21. Number of safety assessing Member State (saMS)-ships per MS

The role of safety assessing Member State Concerned (saMS) will be applicable only for active substances investigated in clinical trials in two or more MSC. During the selected reporting period, 1 saMSs, Germany, has been appointed for one active substance.

¹⁹ The reporting date is equal to the date of the RMS conclusion on part I assessment

²⁰ Safety Assessing Member State

Annex I

Average time from submission to decision for initial CTAs

The table below shows the number of calendar days since the submission of the initial clinical trial application to CTIS up to the time of the first decision of the Member States Concerned.

Please consider that due dates for tasks completion, including decision, in CTIS takes into account rules such as: allowing 2 consecutive working days, the due date cannot fall on weekend nor on a bank holiday in addition to counting the calendar days.

The list of clinical trials below includes resubmitted applications.

#	Submission date	Decision date	Days to Decision
1	09/02/2022	07/04/2022	57.00
2	15/02/2022	02/06/2022	107.00
3	15/02/2022	27/04/2022	71.00
4	20/02/2022	30/05/2022	99.00
5	24/02/2022	16/06/2022	112.00
6	28/02/2022	28/03/2022	28.00
7	03/03/2022	27/06/2022	116.00
8	04/03/2022	31/05/2022	88.00
9	04/03/2022	21/06/2022	109.00
10	07/03/2022	28/06/2022	113.00
11	10/03/2022	19/05/2022	70.00
12	15/03/2022	27/04/2022	43.00
13	16/03/2022	27/06/2022	103.00
14	24/03/2022	30/06/2022	98.00
15	24/03/2022	14/06/2022	82.00
16	28/03/2022	19/07/2022	113.00
17	28/03/2022	02/11/2022	219.00
18	29/03/2022	22/06/2022	85.00
19	31/03/2022	26/07/2022	117.00
20	01/04/2022	01/06/2022	61.00
21	05/04/2022	18/07/2022	104.00
22	06/04/2022	12/07/2022	97.00
23	08/04/2022	28/06/2022	81.00
24	14/04/2022	28/07/2022	105.00
25	14/04/2022	28/07/2022	105.00
26	18/04/2022	27/05/2022	39.00
27	19/04/2022	03/08/2022	106.00
28	19/04/2022	05/07/2022	77.00
29	21/04/2022	28/07/2022	98.00
30	22/04/2022	28/07/2022	97.00
31	22/04/2022	05/08/2022	105.00
32	22/04/2022	08/07/2022	77.00
33	22/04/2022	01/08/2022	101.00

#	Submission date	Decision date	Days to Decision
34	26/04/2022	28/06/2022	63.00
35	28/04/2022	24/08/2022	118.00
36	28/04/2022	16/08/2022	110.00
37	29/04/2022	05/08/2022	98.00
38	29/04/2022	08/08/2022	101.00
39	02/05/2022	07/06/2022	36.00
40	03/05/2022	24/08/2022	113.00
41	04/05/2022	04/07/2022	61.00
42	05/05/2022	01/08/2022	88.00
43	05/05/2022	08/07/2022	64.00
44	06/05/2022	23/06/2022	48.00
45	06/05/2022	28/10/2022	175.00
46	08/05/2022	04/07/2022	57.00
47	09/05/2022	18/07/2022	70.00
48	10/05/2022	04/08/2022	86.00
49	10/05/2022	26/07/2022	77.00
50	12/05/2022	31/08/2022	111.00
51	12/05/2022	01/09/2022	112.00
52	13/05/2022	26/08/2022	105.00
53	17/05/2022	09/09/2022	115.00
54	18/05/2022	01/09/2022	106.00
55	18/05/2022	28/06/2022	41.00
56	20/05/2022	08/07/2022	49.00
57	20/05/2022	25/08/2022	97.00
58	23/05/2022	28/10/2022	158.00
59	25/05/2022	11/08/2022	78.00
60	25/05/2022	16/09/2022	114.00
61	30/05/2022	06/09/2022	99.00
62	30/05/2022	22/06/2022	23.00
63	31/05/2022	23/09/2022	115.00
64	02/06/2022	10/08/2022	69.00
65	03/06/2022	21/09/2022	110.00
66	03/06/2022	26/09/2022	115.00
67	03/06/2022	01/08/2022	59.00
68	03/06/2022	01/08/2022	59.00
69	03/06/2022	27/09/2022	116.00
70	07/06/2022	27/09/2022	112.00
71	08/06/2022	27/09/2022	111.00
72	09/06/2022	23/08/2022	75.00
73	09/06/2022	11/08/2022	63.00
74	13/06/2022	09/08/2022	57.00
75	14/06/2022	15/09/2022	93.00

#	Submission date	Decision date	Days to Decision
76	15/06/2022	12/08/2022	58.00
77	16/06/2022	09/09/2022	85.00
78	19/06/2022	03/08/2022	45.00
79	22/06/2022	12/08/2022	51.00
80	22/06/2022	08/07/2022	16.00
81	23/06/2022	26/09/2022	95.00
82	23/06/2022	15/09/2022	84.00
83	24/06/2022	12/09/2022	80.00
84	24/06/2022	12/09/2022	80.00
85	24/06/2022	03/10/2022	101.00
86	24/06/2022	20/10/2022	118.00
87	27/06/2022	12/10/2022	107.00
88	28/06/2022	10/10/2022	104.00
89	28/06/2022	14/10/2022	108.00
90	01/07/2022	13/10/2022	104.00
91	01/07/2022	07/10/2022	98.00
92	04/07/2022	23/01/2023	203.00
93	04/07/2022	13/10/2022	101.00
94	04/07/2022	12/09/2022	70.00
95	05/07/2022	26/09/2022	83.00
96	08/07/2022	26/10/2022	110.00
97	09/07/2022	26/09/2022	79.00
98	11/07/2022	23/08/2022	43.00
99	12/07/2022	28/07/2022	16.00
100	12/07/2022	24/10/2022	104.00
101	13/07/2022	10/11/2022	120.00
102	13/07/2022	18/10/2022	97.00
103	14/07/2022	20/10/2022	98.00
104	15/07/2022	08/11/2022	116.00
105	15/07/2022	24/10/2022	101.00
106	15/07/2022	19/10/2022	96.00
107	15/07/2022	14/10/2022	91.00
108	15/07/2022	12/09/2022	59.00
109	17/07/2022	08/11/2022	114.00
110	18/07/2022	11/10/2022	85.00
111	18/07/2022	24/10/2022	98.00
112	18/07/2022	10/10/2022	84.00
113	18/07/2022	29/09/2022	73.00
114	19/07/2022	03/10/2022	76.00
115	20/07/2022	22/09/2022	64.00
116	20/07/2022	27/10/2022	99.00
117	20/07/2022	03/10/2022	75.00

#	Submission date	Decision date	Days to Decision
118	21/07/2022	03/11/2022	105.00
119	21/07/2022	09/11/2022	111.00
120	21/07/2022	07/10/2022	78.00
121	21/07/2022	26/07/2022	5.00
122	25/07/2022	14/11/2022	112.00
123	25/07/2022	12/10/2022	79.00
124	26/07/2022	24/10/2022	90.00
125	27/07/2022	09/11/2022	105.00
126	28/07/2022	03/10/2022	67.00
127	28/07/2022	19/09/2022	53.00
128	29/07/2022	10/11/2022	104.00
129	01/08/2022	21/11/2022	112.00
130	02/08/2022	23/11/2022	113.00
131	02/08/2022	12/10/2022	71.00
132	03/08/2022	31/10/2022	89.00
133	03/08/2022	14/10/2022	72.00
134	03/08/2022	14/11/2022	103.00
135	04/08/2022	12/10/2022	69.00
136	04/08/2022	02/11/2022	90.00
137	05/08/2022	16/09/2022	42.00
138	05/08/2022	25/10/2022	81.00
139	09/08/2022	29/11/2022	112.00
140	10/08/2022	09/11/2022	91.00
141	10/08/2022	27/10/2022	78.00
142	11/08/2022	06/12/2022	117.00
143	11/08/2022	06/12/2022	117.00
144	11/08/2022	28/11/2022	109.00
145	12/08/2022	06/12/2022	116.00
146	12/08/2022	29/11/2022	109.00
147	12/08/2022	21/11/2022	101.00
148	12/08/2022	06/12/2022	116.00
149	12/08/2022	05/12/2022	115.00
150	12/08/2022	25/11/2022	105.00
151	15/08/2022	20/10/2022	66.00
152	16/08/2022	29/11/2022	105.00
153	16/08/2022	06/12/2022	112.00
154	17/08/2022	06/12/2022	111.00
155	18/08/2022	15/11/2022	89.00
156	19/08/2022	08/11/2022	81.00
157	19/08/2022	13/12/2022	116.00
158	19/08/2022	06/12/2022	109.00
159	19/08/2022	17/11/2022	90.00

#	Submission date	Decision date	Days to Decision
160	22/08/2022	27/10/2022	66.00
161	22/08/2022	24/11/2022	94.00
162	22/08/2022	22/11/2022	92.00
163	23/08/2022	06/12/2022	105.00
164	25/08/2022	20/12/2022	117.00
165	25/08/2022	15/12/2022	112.00
166	25/08/2022	15/11/2022	82.00
167	25/08/2022	09/12/2022	106.00
168	26/08/2022	11/11/2022	77.00
169	26/08/2022	25/10/2022	60.00
170	26/08/2022	18/11/2022	84.00
171	26/08/2022	10/11/2022	76.00
172	29/08/2022	07/11/2022	70.00
173	29/08/2022	01/12/2022	94.00
174	31/08/2022	19/12/2022	110.00
175	31/08/2022	19/12/2022	110.00
176	31/08/2022	28/11/2022	89.00
177	31/08/2022	20/12/2022	111.00
178	01/09/2022	11/11/2022	71.00
179	02/09/2022	12/01/2023	132.00
180	09/09/2022	22/12/2022	104.00
181	09/09/2022	18/01/2023	131.00
182	10/09/2022	28/11/2022	79.00
183	12/09/2022	12/01/2023	122.00
184	12/09/2022	02/12/2022	81.00
185	13/09/2022	19/12/2022	97.00
186	14/09/2022	05/12/2022	82.00
187	15/09/2022	16/01/2023	123.00
188	15/09/2022	10/01/2023	117.00
189	15/09/2022	14/11/2022	60.00
190	16/09/2022	14/12/2022	89.00
191	17/09/2022	06/12/2022	80.00
192	19/09/2022	27/01/2023	130.00
193	19/09/2022	24/11/2022	66.00
194	19/09/2022	11/01/2023	114.00
195	19/09/2022	23/01/2023	126.00
196	19/09/2022	29/11/2022	71.00
197	20/09/2022	09/01/2023	111.00
198	20/09/2022	19/01/2023	121.00
199	21/09/2022	16/11/2022	56.00
200	21/09/2022	14/11/2022	54.00
201	21/09/2022	24/01/2023	125.00

#	Submission date	Decision date	Days to Decision
202	21/09/2022	24/01/2023	125.00
203	21/09/2022	04/11/2022	44.00
204	22/09/2022	27/12/2022	96.00
205	23/09/2022	31/01/2023	130.00
206	23/09/2022	06/10/2022	13.00
207	26/09/2022	06/12/2022	71.00
208	27/09/2022	17/01/2023	112.00
209	27/09/2022	22/12/2022	86.00
210	29/09/2022	22/11/2022	54.00
211	30/09/2022	23/01/2023	115.00
212	30/09/2022	14/12/2022	75.00
213	30/09/2022	18/01/2023	110.00
214	03/10/2022	03/11/2022	31.00
215	03/10/2022	14/11/2022	42.00
216	05/10/2022	22/12/2022	78.00
217	10/10/2022	15/11/2022	36.00
218	10/10/2022	30/11/2022	51.00
219	11/10/2022	26/01/2023	107.00
220	12/10/2022	19/12/2022	68.00
221	17/10/2022	02/12/2022	46.00
222	19/10/2022	26/01/2023	99.00
223	19/10/2022	18/01/2023	91.00
224	19/10/2022	23/01/2023	96.00
225	19/10/2022	10/01/2023	83.00
226	20/10/2022	30/01/2023	102.00
227	20/10/2022	20/01/2023	92.00
228	20/10/2022	21/12/2022	62.00
229	20/10/2022	18/01/2023	90.00
230	26/10/2022	05/12/2022	40.00
231	28/10/2022	14/12/2022	47.00
232	31/10/2022	31/01/2023	92.00
233	31/10/2022	23/12/2022	53.00
234	31/10/2022	15/12/2022	45.00
235	01/11/2022	18/11/2022	17.00
236	03/11/2022	20/12/2022	47.00
237	04/11/2022	20/12/2022	46.00
238	04/11/2022	27/01/2023	84.00
239	07/11/2022	18/01/2023	72.00
240	08/11/2022	18/01/2023	71.00
241	09/11/2022	18/12/2022	39.00
242	15/11/2022	15/12/2022	30.00
243	15/11/2022	31/01/2023	77.00

#	Submission date	Decision date	Days to Decision
244	17/11/2022	27/01/2023	71.00
245	23/11/2022	24/01/2023	62.00
246	23/11/2022	16/12/2022	23.00
247	01/12/2022	11/01/2023	41.00
248	08/12/2022	20/12/2022	12.00
249	15/12/2022	24/01/2023	40.00
250	19/12/2022	31/01/2023	43.00
251	25/01/2023	30/01/2023	5.00