



10 July 2023
EMA/268020/2023 Rev 1

Key performance indicators (KPIs) to monitor the European clinical trials environment

Metrics on the Clinical Trials Regulation and Clinical Trials Directive

1 – 31 May 2023, edition 14

On the 31 January 2022 the [Clinical Trials Regulation](#) (EU) No 536/2014, hereinafter 'CTR', repealing the Clinical Trials Directive 2001/20/EC, hereinafter 'CTD', became applicable and the [Clinical Trial Information System \(CTIS\)](#) was launched. In line with the provisions outlined in Article 97 of the Clinical Trials Regulation, the European Commission shall assess the impact of the Regulation on scientific and technological progress.

This report provides an overview of Key Performance Indicators (KPIs) related to the implementation of the CTR. The Clinical Trials Regulation Metrics report has been published on a monthly basis since May 2022. The latest and previous reports can be found at this [link](#).

This report is published as part of the business change programme Accelerating Clinical Trials EU (ACT EU), involving the European Commission, the Heads of Medicines Agencies (HMA), Clinical Trial Coordination Group (CTCG) and the Agency.

One of the priority actions of ACT EU focusses on monitoring the implementation of the CTR.

The metrics presented in the report reflect the status of applications in CTIS and EudraCT¹ as of 31 May 2023 for Clinical Trial applications (CTA) submitted between 1-31 May 2023² as well as cumulative figures.

¹ EudraCT is the (European Union Drug Regulating Authorities Clinical Trials Database) European database for all interventional clinical trials on medicinal products authorised in the European Union (EEA) under the Clinical Trial Directive and outside the EU/EEA if they are part of a Paediatric Investigation Plan (PIP)

² The two 'smoke test' trials, submitted to CTIS for testing purposes just before the CTIS launch, are not counted)



Table of contents

1.1. Clinical trial applications submitted under the Clinical Trials Regulation in CTIS	3
1.2. CTAs under Clinical Trial Directive (CTD) uploaded by Member States (MSs) in EudraCT, counted as individual clinical trial protocol.....	4
1.3. Ongoing clinical trials (CTs)	4
1.4. Trial with a decision under the CTR with/without deferral for the protocol.....	4
1.5. Mononational-multinational trials with a decision has been issued by the Member States Concerned (MSC) under the Clinical Trials Regulation, broken down per sponsor type (commercial vs. non-commercial) and average number of MSCs.....	5
1.6. Mononational-multinational trials with a NCA decision and an Ethics Committee opinion have been issued by the Member States under the Clinical Trials Directive, broken down per sponsor type (commercial vs. non-commercial) and average number of MSs.....	6
1.7. Clinical trials with a decision per phase (i.e. I, II, III, IV, as well as CT first in human or combined phases early (I and II)) under CTR	8
1.8. Clinical trials for which a NCA decision and an Ethics Committee opinion have been issued per phase (i.e. I, II, III, IV, as well as CT first in human or combined phases early (I and II)) under CTD	8
1.9. Clinical trials with a decision under CTR, per therapeutic area	9
1.10. Clinical trials with a NCA decision and an Ethics Committee opinion under CTD, per therapeutic area	10
1.11. Clinical trials with a decision with an ATMP and per type under CTR	10
1.12. Clinical trials with a NCA decision and an Ethics Committee opinion, with an ATMP and per type under CTD.....	11
1.13. Clinical trial applications under the CTR per applicable trial status during the selected period, broken down per sponsor type: non-commercial/commercial.....	11
1.14. Art 14 applications to add a new Member State Concerned: (re-)submission, authorisation, rejection, lapsed and withdrawn dossiers.....	12
1.15. CTAs under Article 5 of CTR [full dossier initial applications] per applicable trial status, at EU, at MS level and with Reporting Member State (RMS) details	12
1.16. Number of CTA Article 11 of CTR [partial dossier initial applications with later Part II submission] per applicable trial status during the reporting period, at EU and at MS level ..	15
1.17. Average time from submission to reporting date (Article 11 and Article 5 of CTR), and to first decision (Article 5 of CTR) for initial applications and Substantial Modifications part I or part I and II	15
1.18. Number of submitted, validated, authorised, rejected, lapsed and withdrawn Substantial Modification (SM) applications, related to part I / II / I and II, by sponsor type	15
1.19. Number of active substances (ASs) in CTR EU trials per safety assessing Member States	16
Annex I Average time from submission to decision for initial CTAs	18

Clinical Trial Information System (CTIS) and EudraCT metrics

This report shows the key performance indicators (KPIs) generated from EudraCT and CTIS containing information on clinical trials in the EU/EEA.

1.1. Clinical trial applications submitted under the Clinical Trials Regulation in CTIS

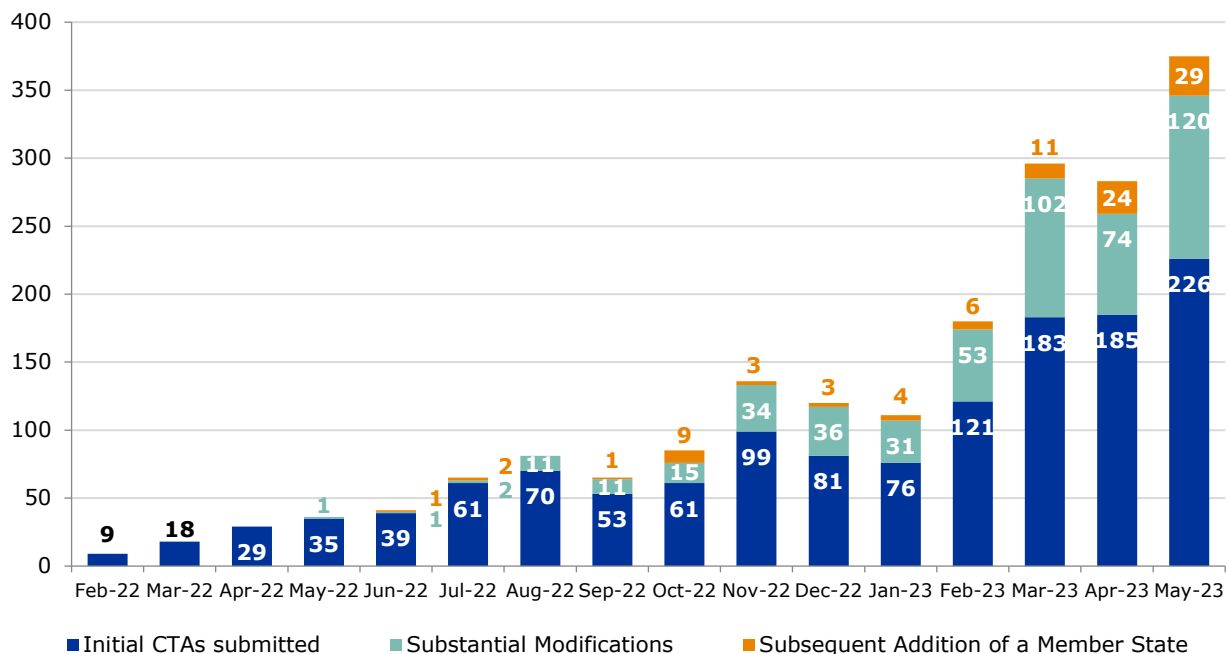
Following the mandatory use of CTIS since 31 January 2023, the submission of initial clinical trials applications has seen an increase from month to month.

Overall, 1,930 clinical trial applications (CTAs) have been submitted in CTIS since the launch of the system on 31 January 2022, of which 1,346 are initial clinical trial applications, 491 are substantial modification applications and 93 are applications for the addition of a Member State Concerned.

Of the submitted applications during May 2023, 9 are re-submissions of applications that previously lapsed (6) and were withdrawn (3).

Specifically, the applications submitted in May 2023 include initial clinical trial applications³, substantial modifications⁴ and addition of a new Member State Concerned⁵ applications in the selected period.⁶

CTAs submitted in CTIS per month



³ Initial clinical trials applications are those submitted in accordance with the requirements of Article 5 and Article 11, as applicable, of the Clinical Trials Regulation (EU) No 536/2014

⁴ Substantial modifications are those submitted in accordance with the requirements of chapter III of the Clinical Trials Regulation (EU) No 536/2014

⁵ Applications to add a new Member States Concerned are submitted in accordance with the requirements of Article 14 of Regulation (EU) No 536/2014

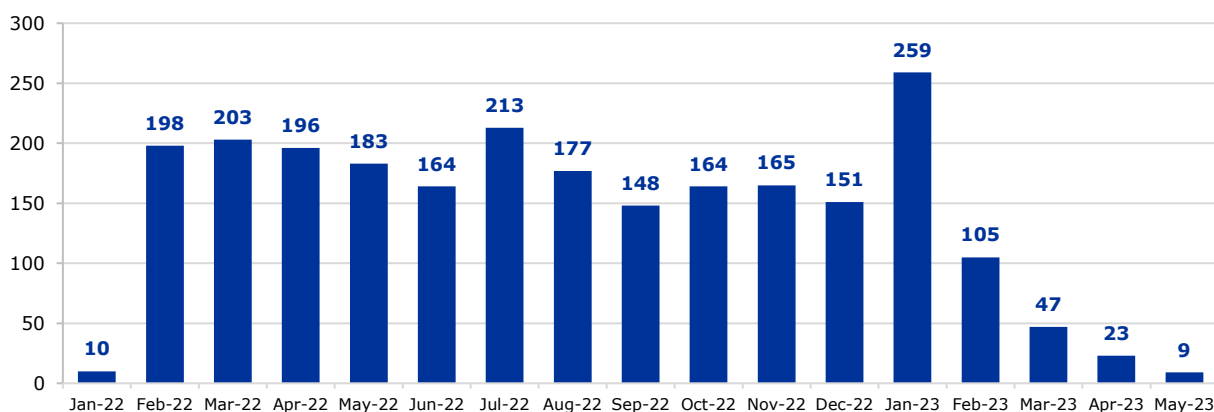
⁶ Corrigendum: the graph shows the corrected figures for initial clinical trial applications submitted in July which are 60 and not 58 as displayed in the report edition 4. The incorrect calculation was due to an error in the reporting system.

1.2. CTAs under Clinical Trial Directive (CTD) uploaded by Member States (MSs) in EudraCT, counted as individual clinical trial protocol

The graph below shows the number of CTAs uploaded by the Member States in EudraCT as individual clinical trial protocol, per month during the selected period⁷.

Overall 2,415 CTAs have been uploaded in EudraCT, since 31 January 2022, including those ones submitted to the Member States prior to the mandatory use of CTIS for new initial applications applicable since 31 January 2023 and uploaded in EudraCT after this date.

CTAs uploaded by Member States in EudraCT (CTAs are counted as individual trial protocol)



1.3. Ongoing clinical trials (CTs)

CTs under the CTR with at least one positive decision in the EU

The term 'ongoing' refers to clinical trials, authorised in at least one Member State Concerned, where the sponsor has notified in CTIS the start date of the recruitment of patients at the clinical investigator sites⁸.

Since 31 January 2022, 229 clinical trials were reported as ongoing in CTIS.

CTs under the CTD

In EudraCT there are no fields available to capture recruitment status at the level of the Member States.

1.4. Trial with a decision under the CTR with/without deferral⁹ for the protocol

Due to a CTIS known issue, a mitigation measure has been put in place to prevent publication of clinical trials with deferrals. As a consequence, clinical trials with any type of deferrals with a decision issued mid-August onwards are not available in the public domain. This is a temporary measure until the functionality of the deferral mechanism is restored. Sponsors and EU/EEA Members have the possibility to apply deferrals to clinical trials data, which will be published in due course once the issue is resolved.

⁷ The data for January 2022 in the graph refers to CTA uploaded by the Member State on the 31 January 2022 only.

⁸ Details on recruitment status are based on the information reported by the trial sponsor in CTIS

⁹ The option to defer the protocol is only available in CTIS.

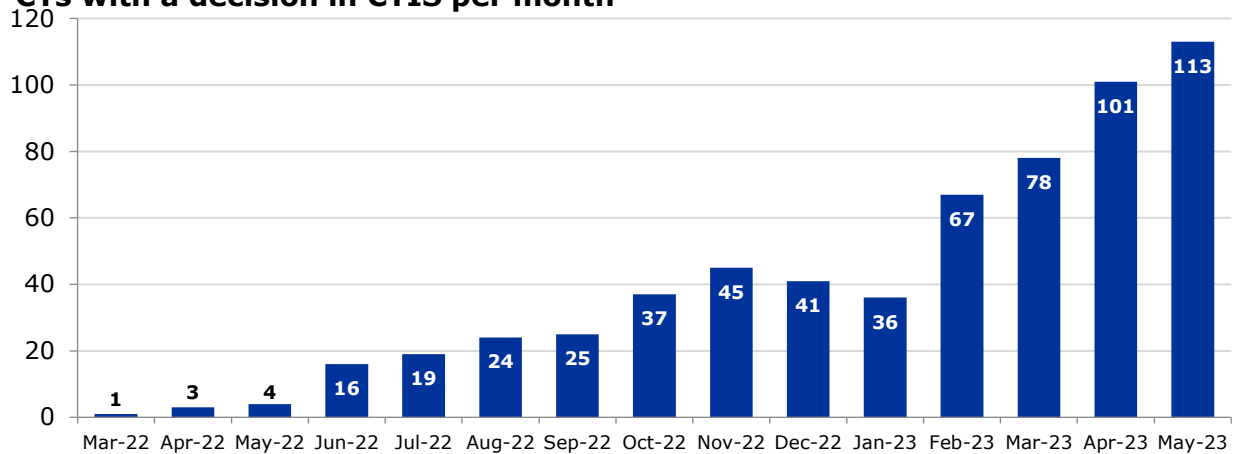
Therefore, information on number of deferrals applied for the protocol will be reinstated once the functionality of the deferral mechanism is restored.

1.5. Mononational-multinational trials with a decision has been issued by the Member States Concerned (MSC) under the Clinical Trials Regulation, broken down per sponsor type (commercial vs. non-commercial) and average number of MSCs¹⁰

The graph below shows the number of trials for which at least one decision has been issued in CTIS by a Member State Concerned, per month, since 31 January 2022; meaning a trial has been authorised, not authorised or trials previously authorised that have now ended. In March 2022 the first positive decision for a trial was issued.

As visible in the graph below, the number of trials with a decision are steadily increasing from month to month leading to the cumulative total of clinical trials with a decision rising by 23%, from 497 to a total of 610 clinical trials, of which 17 were reported as ended.

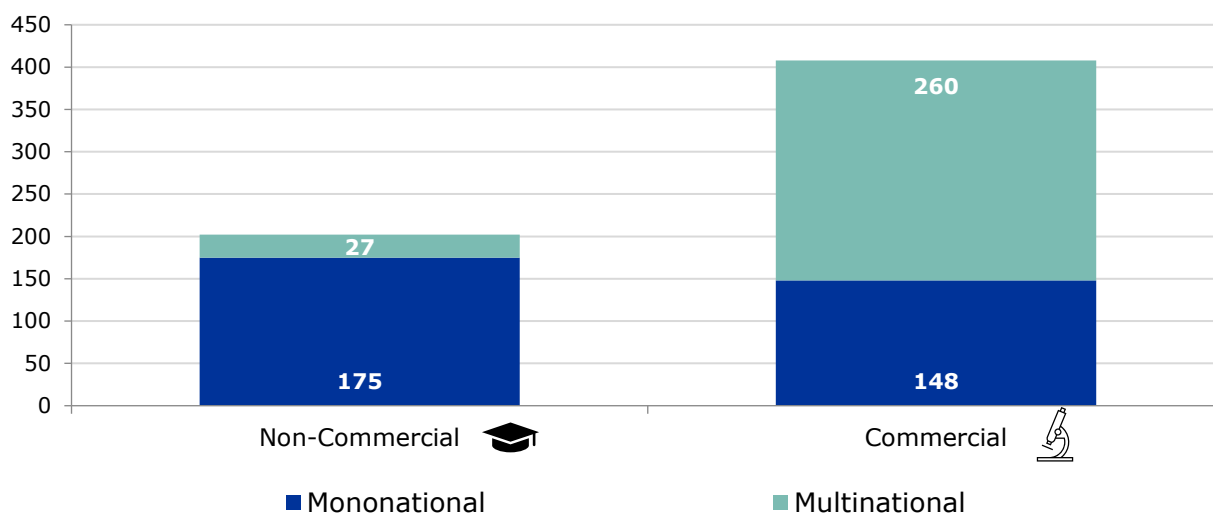
CTs with a decision in CTIS per month



The graph below shows the number of clinical trials for which a decision has been issued by the first MSC, with information whether the trial is a mono- or multinational and in relation to sponsor type.

¹⁰ Details on trial sponsor type, commercial vs non-commercial are derived based on information reported at the time of registration of an organisation in OMS: Organisation Management Service database, and are not recorded as such in the clinical trial application form. Commercial classification includes for example industry, pharmaceutical company, while non-commercial classification includes values such as academia, health care facility, micro, small and medium enterprises.

CTs with a decision in CTIS Split into Sponsor Type and Mono- vs Multinational



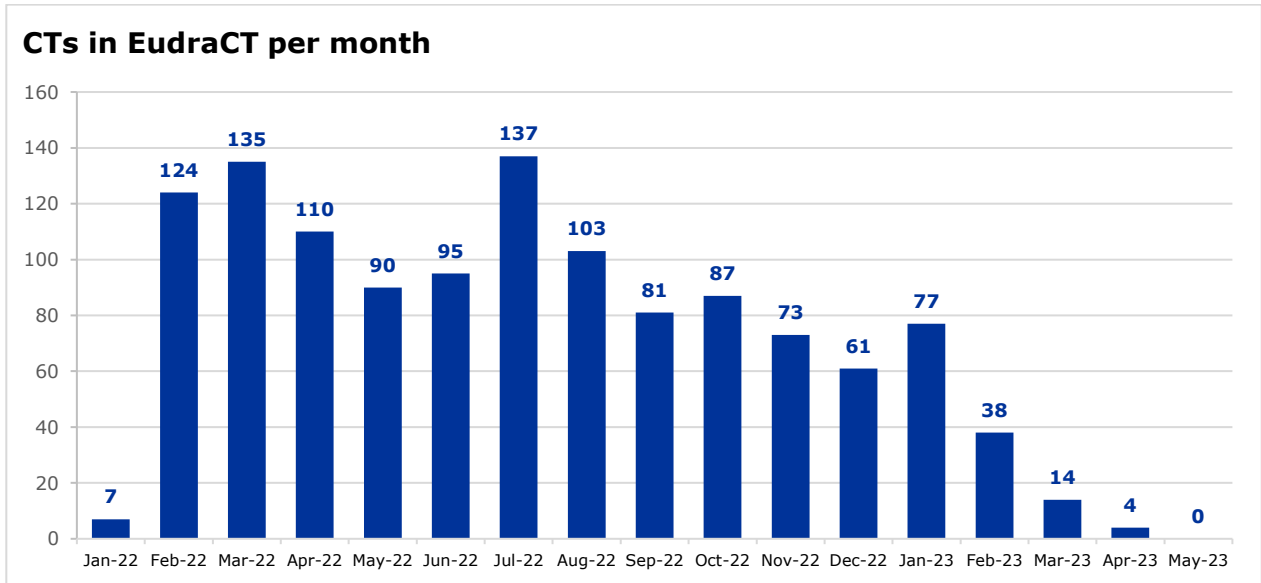
Multinational clinical trials with a decision rose by 25% to a total of 287 from 230 with an average of 7 Member States Concerned in CTIS.

1.6. Mononational-multinational trials with a NCA decision and an Ethics Committee opinion have been issued by the Member States under the Clinical Trials Directive, broken down per sponsor type (commercial vs. non-commercial) and average number of MSs

The graph below shows the number of clinical trials, as individual clinical trials protocols, that received a National Competent Authority decision and an Ethics Committee opinion from the first Member State uploading the CTA in EudraCT, per month, since 31 January 2022¹¹ displayed by upload date in EudraCT.

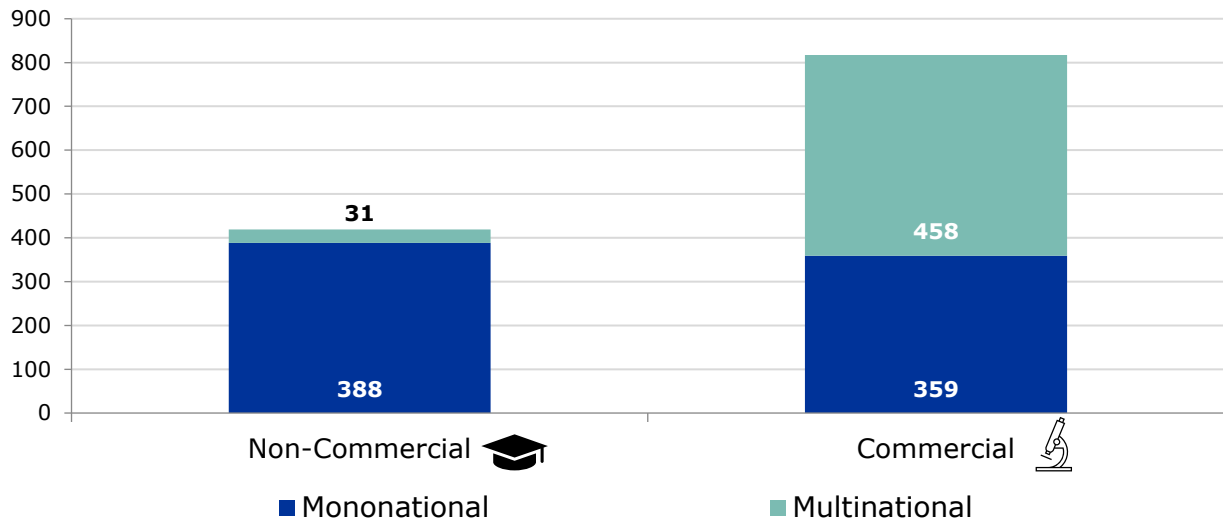
Similarly to graph 1.2 above, graph 1.6 below shows the number of trials for which a decision has been uploaded by the Member States concerned in EudraCT for initial applications that were submitted prior to CTIS mandatory use applicable since 31 January 2023. The numbers of applications with a NCA decision and Ethics Committee opinion may increase overtime, as soon as additional information is provided in EudraCT by the Member States. The cumulative total rose from 1,201 to a total of 1,236 clinical trials by end May 2023.

¹¹ The data shown in the graph for January 2022 refers to CTA loaded in EudraCT on 31 January 2022 only having a subsequent decision by the national Competent Authority and Ethic Committee opinion loaded in EudraCT.



The graph below shows the number of clinical trials with an issued decision and opinion, with information whether the trial is a mono- or multinational and in relation to sponsor type.

CTs in EudraCT Split into Sponsor Type and Mono- vs Multinational

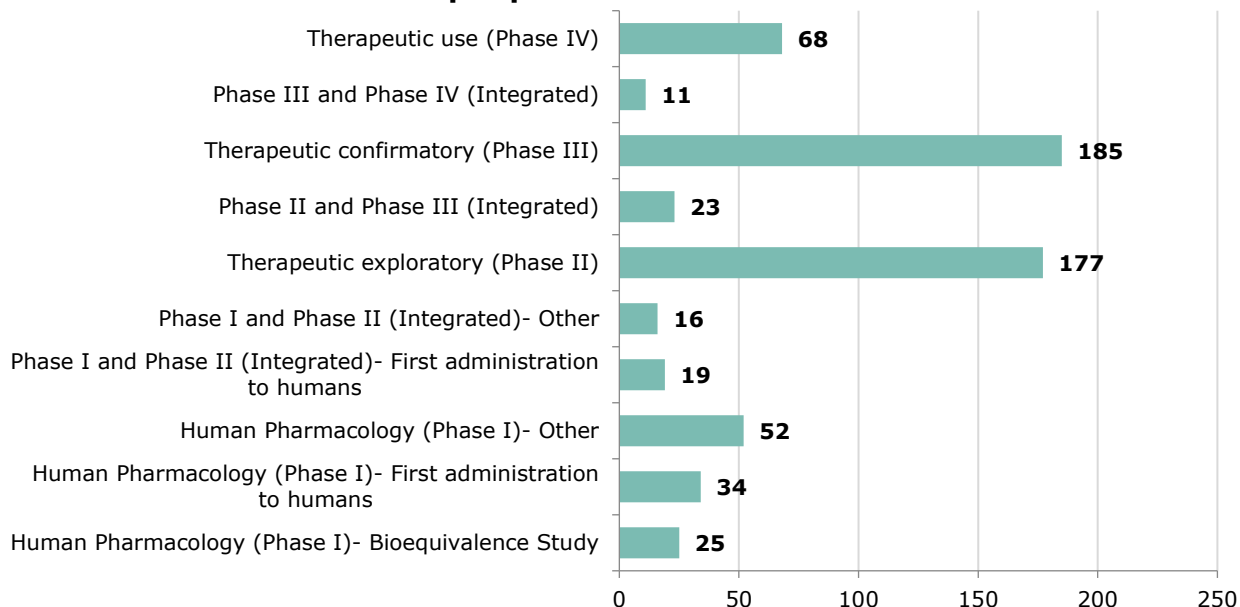


Considering clinical trials with an issued decision and opinion, on average 4 Member States are involved in multinational trials.

1.7. Clinical trials with a decision per phase (i.e. I, II, III, IV, as well as CT first in human or combined phases early (I and II)) under CTR¹²

The graph below shows the number of clinical trials with a decision, broken down per trial phase.

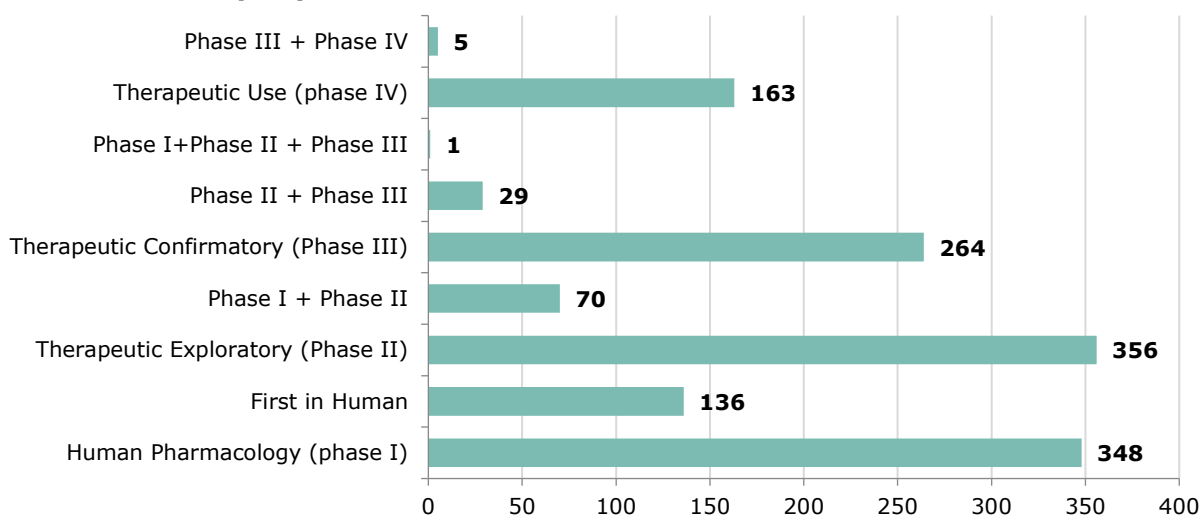
CTs with a decision in CTIS per phase



1.8. Clinical trials for which a NCA decision and an Ethics Committee opinion have been issued per phase (i.e. I, II, III, IV, as well as CT first in human or combined phases early (I and II)) under CTD

The graph below shows the number of clinical trials, as individual clinical trial protocol, uploaded in EudraCT since 31 January 2022, with a decision by the National Competent Authority and an opinion by the Ethics Committee inserted by the first Member State uploading the CTA in EudraCT, broken down per trial phase.

CTs in EudraCT per phase

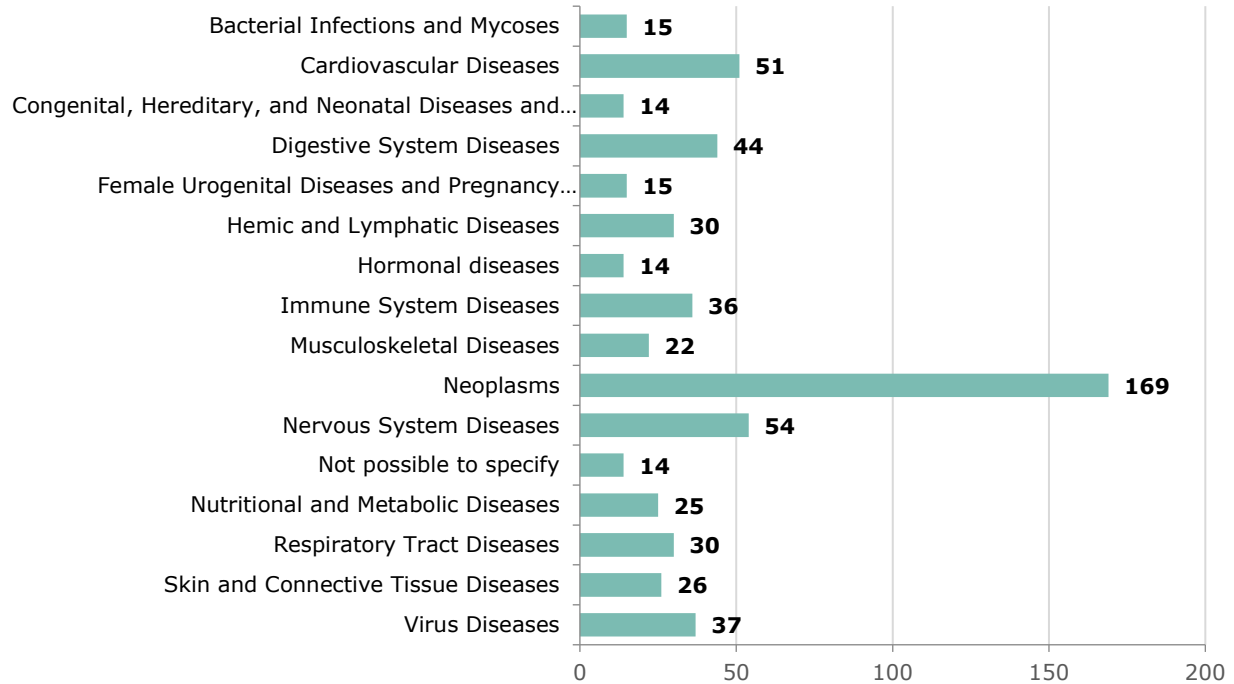


¹² More than one trial phase can be selected for a single trial and it is counted in each trial. The graph shows the applicable trial phases in the selected period.

1.9. Clinical trials with a decision under CTR, per therapeutic area¹³

The graph below shows the number of clinical trials with a decision in CTIS showing the 15 most frequent therapeutic areas.

CTs with a decision in CTIS per therapeutic area

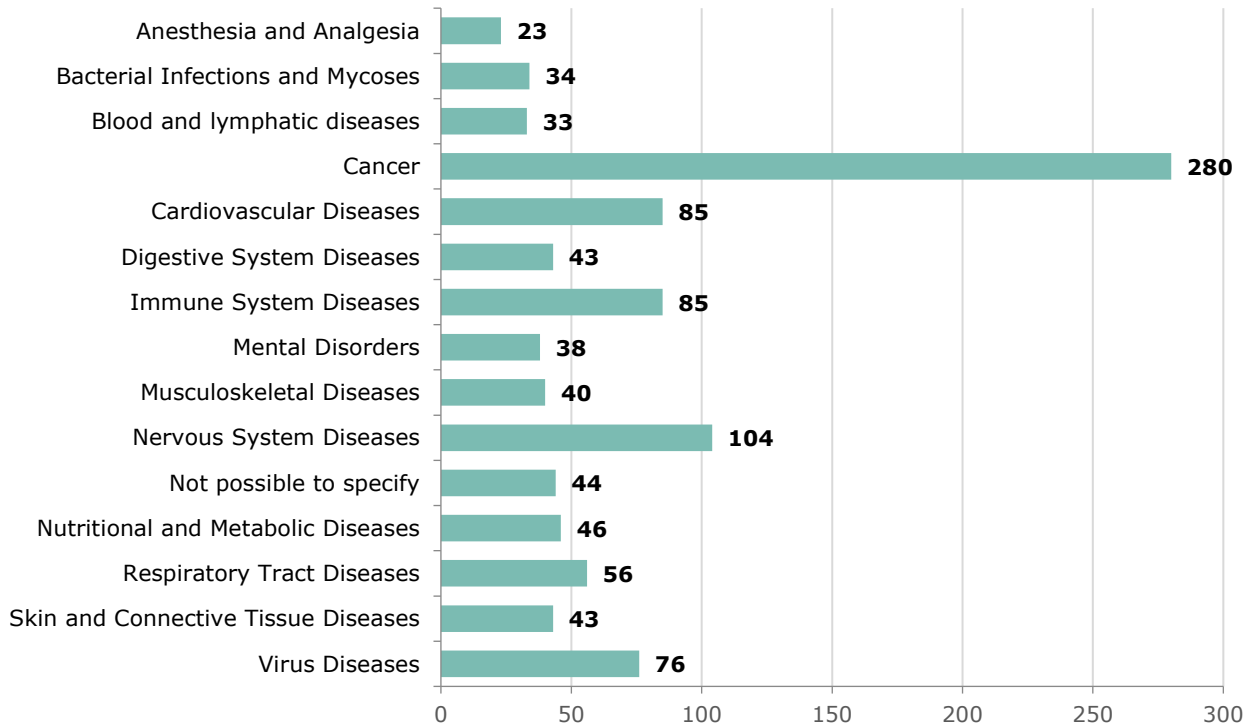


¹³ In case a clinical trial investigates several therapeutic areas, it is counted in each of such identified therapeutic areas.

1.10. Clinical trials with a NCA decision and an Ethics Committee opinion under CTD, per therapeutic area¹⁴

The graph below shows the number of clinical trials, as individual clinical trial protocol, for which a decision by the National Competent Authority and an opinion by the Ethics Committee have been inserted by the first Member State uploading the CTA in EudraCT, showing the most frequent 15 therapeutic areas.¹⁵

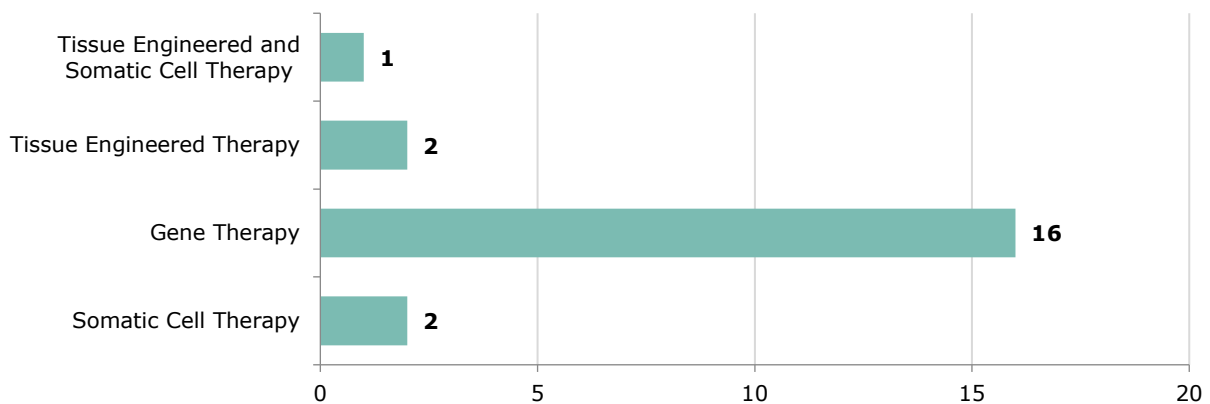
CTs in EudraCT per therapeutic area - updated



1.11. Clinical trials with a decision with an ATMP and per type under CTR

Twenty-one clinical trial with a decision included an ATMP, with the following therapeutic types.

CTs in CTIS per ATMP type



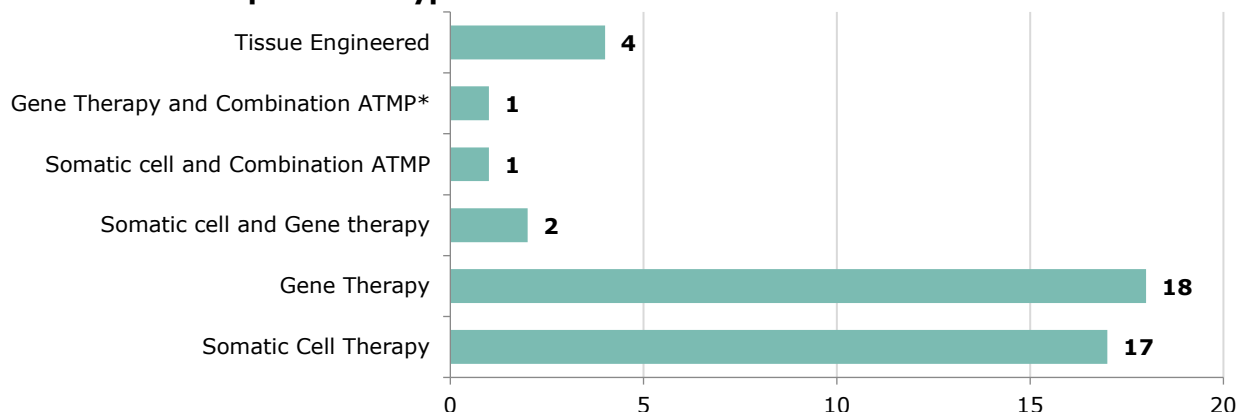
¹⁴ In case a clinical trial investigates several therapeutic areas, it is counted in each of such identified therapeutic areas.

¹⁵ The value 'not possible to specify' in the graph above reflects the fact that section E.1.1.2 of the CTA was not filled in

1.12. Clinical trials with a NCA decision and an Ethics Committee opinion, with an ATMP and per type under CTD

There were 43 clinical trials in EudraCT since 31 January 2022, with a decision and an opinion issued by 31 May 2023 by the first Member State uploading the CTA in EudraCT, including an advanced therapy medicinal products. The graph below shows the number of clinical trials per ATMP type as reported in EudraCT.

CTs in EudraCT per ATMP type

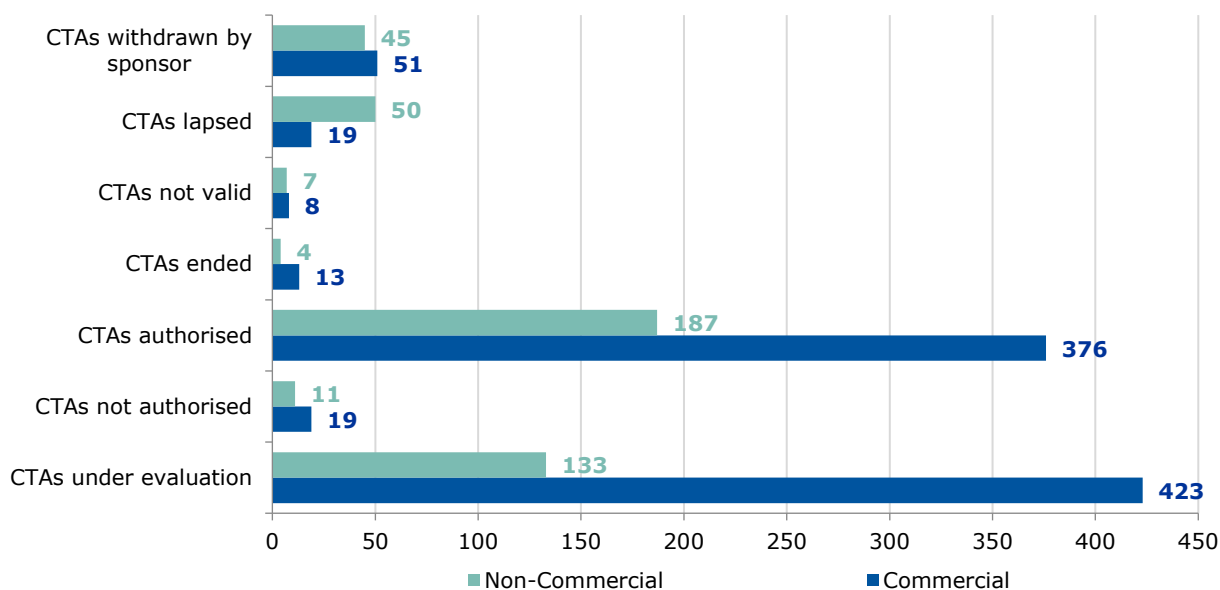


* Combination ATMP with a medical device.

1.13. Clinical trial applications under the CTR per applicable trial status during the selected period, broken down per sponsor type: non-commercial/commercial

The graph below shows the number of initial clinical trial applications, per applicable overall trial status¹⁶ and information of sponsor type submitted in CTIS since 31 January 2022.

**CTAs per Trial status in CTIS
Commercial versus Non-Commercial**

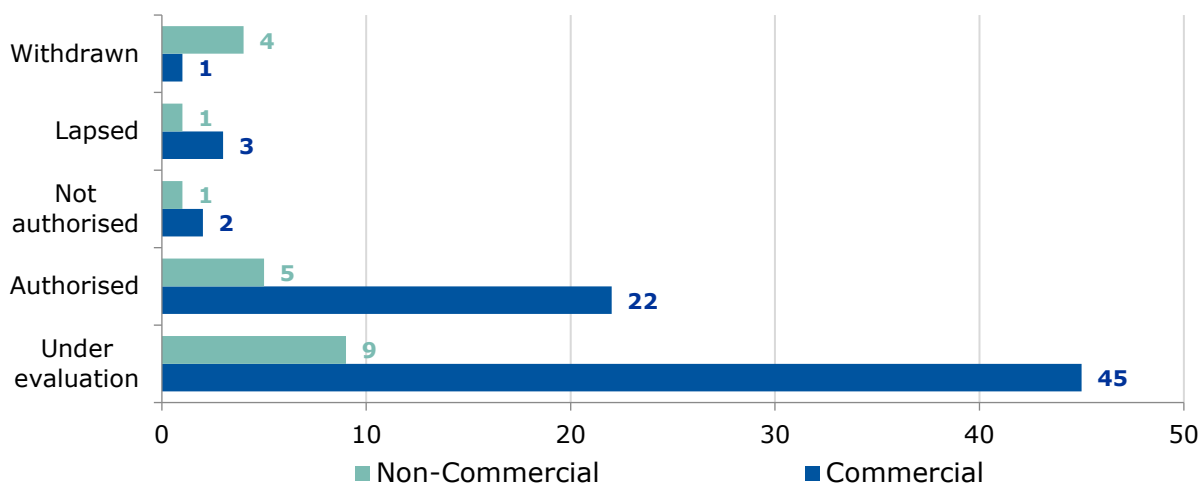


¹⁶ Overall trial status is the status per application and not per individual Member State Concerned. The Overall trial status it is derived based on defined business rules, for example in an initial trial application is under evaluation in two MSC and authorised in a third MSC, the overall trial status for the application will be: authorised.

1.14. Art 14 applications to add a new Member State Concerned: (re-)submission, authorisation, rejection, lapsed and withdrawn dossiers

Since 31 January 2022 93 clinical trial applications for the addition of a new MSC, foreseen under Article 14 of Regulation (EU) No 536/2014, have been submitted in CTIS for 39 clinical trials. The below graph provides overview status per application submitted until 31 May 2023.¹⁷

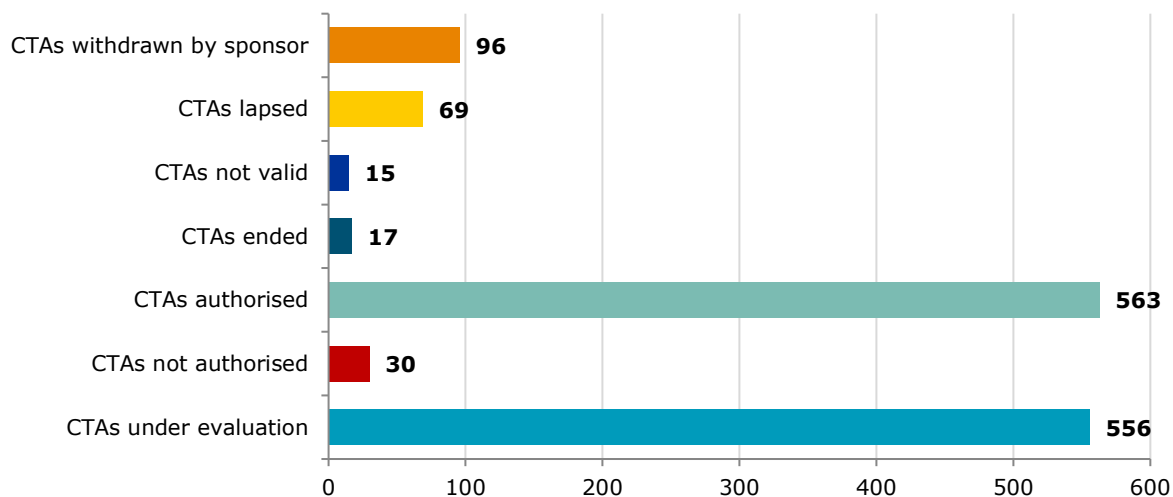
Addition of a Member State Concerned application status' in CTIS Commercial versus Non-Commercial



1.15. CTAs under Article 5 of CTR [full dossier initial applications] per applicable trial status, at EU, at MS level and with Reporting Member State (RMS) details

The graph below shows the number of initial clinical trial applications with full dossier, submitted in accordance with Article 5 of CTR since 31 January 2022, per applicable overall status at EU level.

CTAs in CTIS per Status

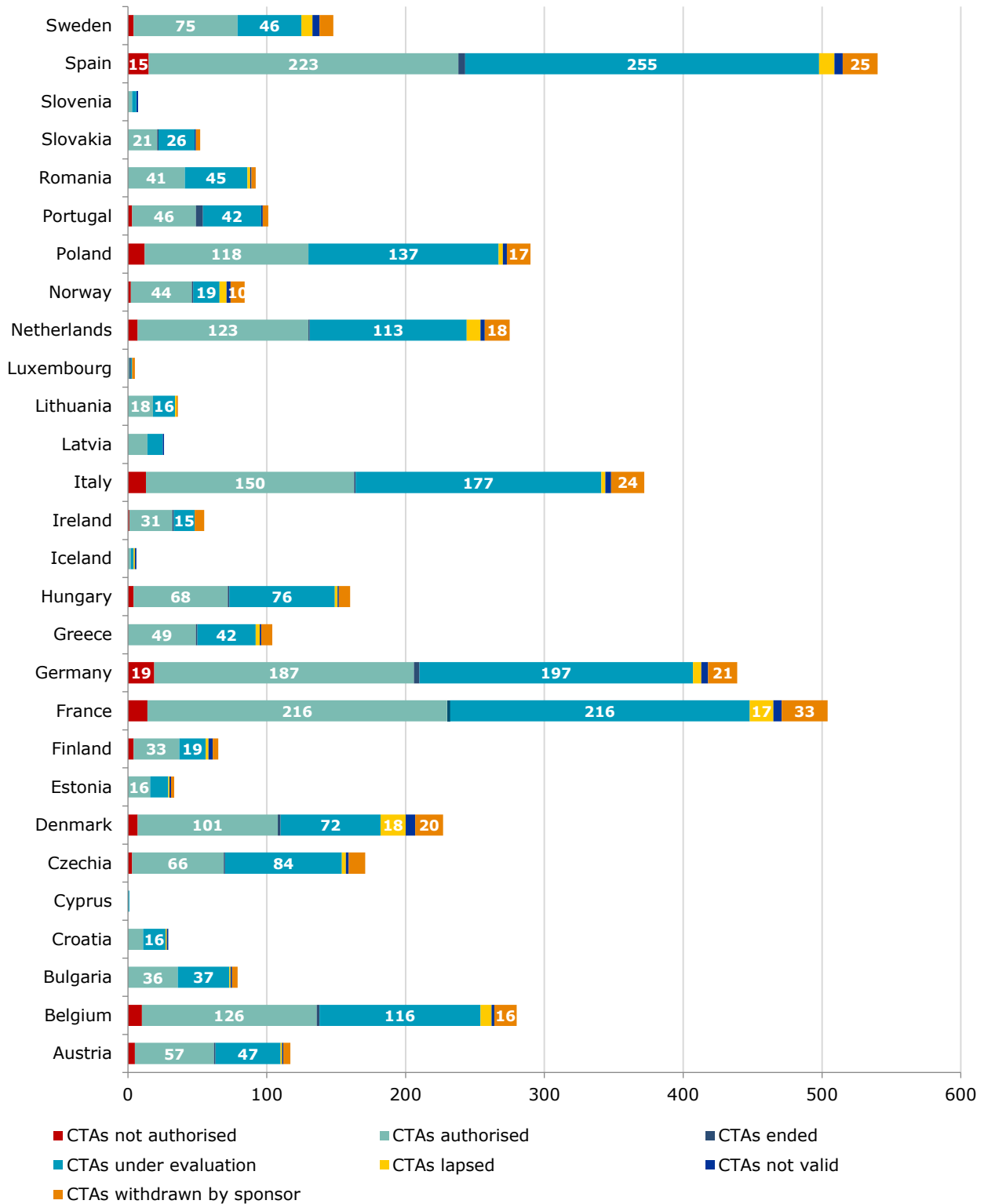


Clinical trial applications under evaluation have increased by 19%, and by 23% for clinical trial applications authorised compared to the previous reporting period.

¹⁷ The status of a previously lapsed application to add a new Member State Concerned has changed since the last published report to withdrawn.

The graph below shows the number of initial clinical trial applications with full dossier, submitted in accordance with Article 5 of CTR since 31 January 2022, per applicable status at the level of the Member States Concerned¹⁸.

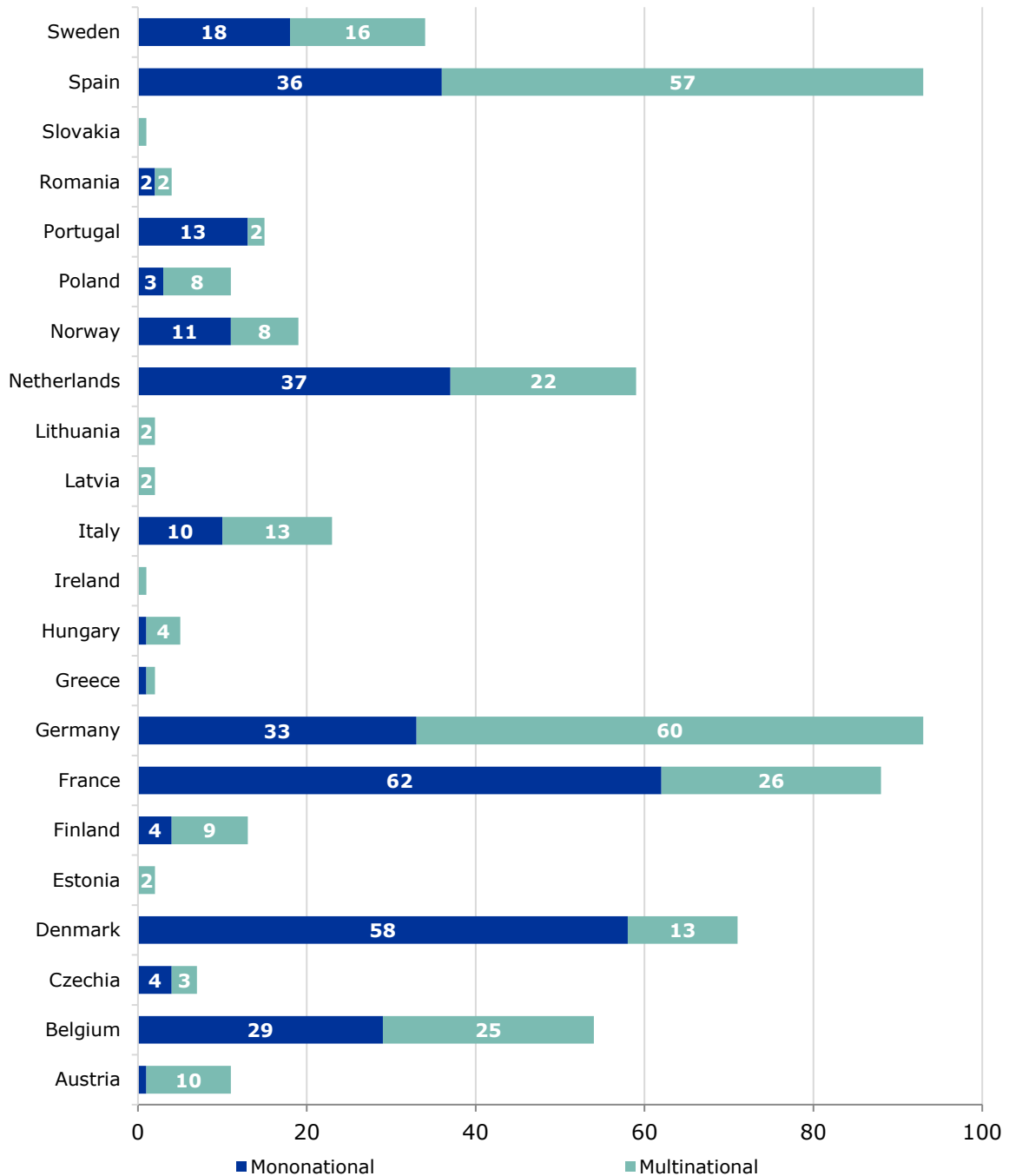
Member States Concerned



¹⁸ In multinational clinical trials the same application has been submitted to multiple Member State Concerned, and it is counted in the graph in each applicable MSC.

The graph below shows the distribution of appointment of Reporting Member State (RMS)¹⁹, amongst the applicable Member States Concerned, for clinical trial applications on which a decision has been issued for mono- and multinational trials.

Reporting Member States Mononational vs Multinational



¹⁹ RMS is the Reporting Member State appointed in line with the requirements of Article 5 of the Clinical Trials Regulation (EU) No 536/2014

1.16. Number of CTA Article 11 of CTR [partial dossier initial applications with later Part II submission] per applicable trial status during the reporting period, at EU and at MS level

Partial initial applications submitted to CTIS in line with the requirements of Article 11 of the Regulation (EU) No 536/2014 will be considered for future reporting.

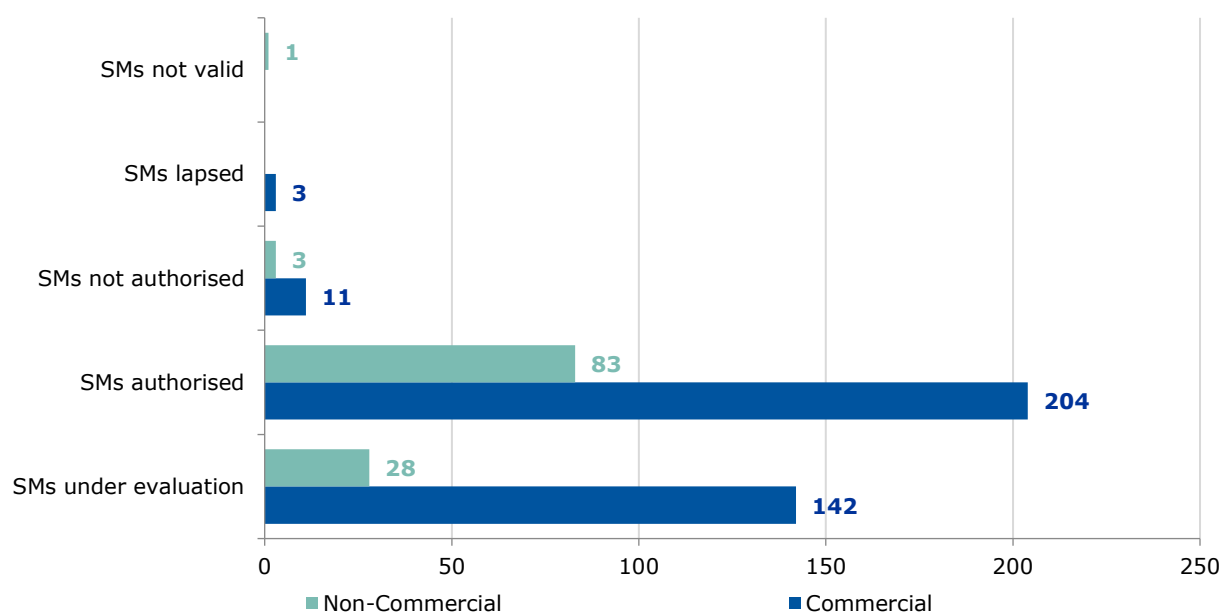
1.17. Average time from submission to reporting date²⁰ (Article 11 and Article 5 of CTR), and to first decision (Article 5 of CTR) for initial applications and Substantial Modifications part I or part I and II

On average it took 90 calendar days to issue a decision, during the selected period, for the 610 initial clinical trial applications. More details can be found in Annex I.

1.18. Number of submitted, validated, authorised, rejected, lapsed and withdrawn Substantial Modification (SM) applications, related to part I / II / I and II, by sponsor type

Since 31 January 2022, 491 distinct applications for substantial modifications, foreseen in chapter II of Regulation (EU) No 536/2014, were submitted in CTIS for 266 clinical trials.

**SMs status' in CTIS
Commercial versus Non-Commercial**



²⁰ The reporting date is equal to the date of the RMS conclusion on part I assessment

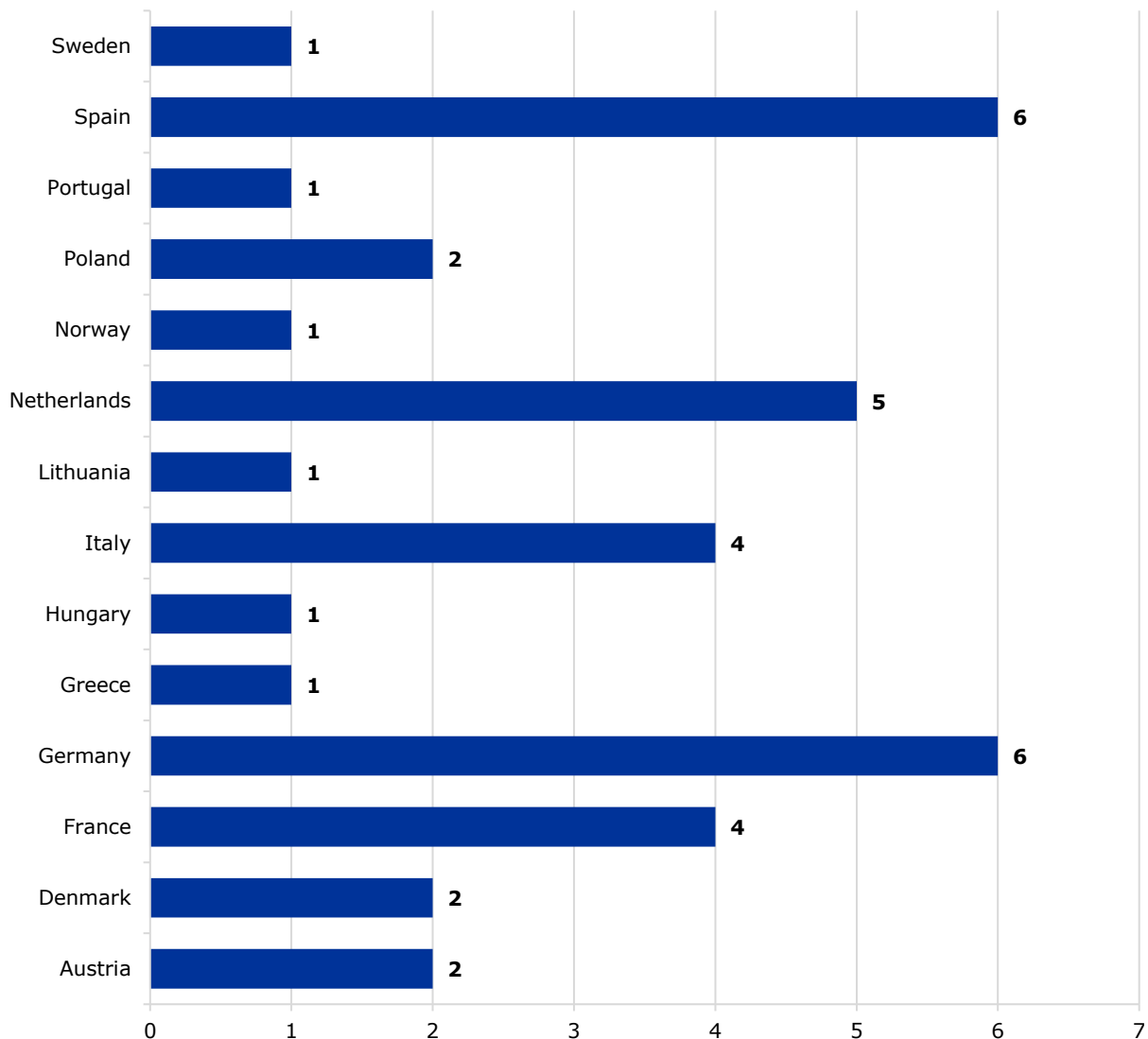
1.19. Number of active substances (ASs) in CTR EU trials per safety assessing Member States

During the reporting period (1-31 May 2023) 14 saMS²¹ were appointed for 37 active substances.

The role of safety assessing Member State Concerned (saMS) will be applicable only for active substances investigated in clinical trials in two or more MSC.

The graph below shows the number of saMS appointments per Member States during the reporting period.

Number of saMS appointments per Member States in May 2023



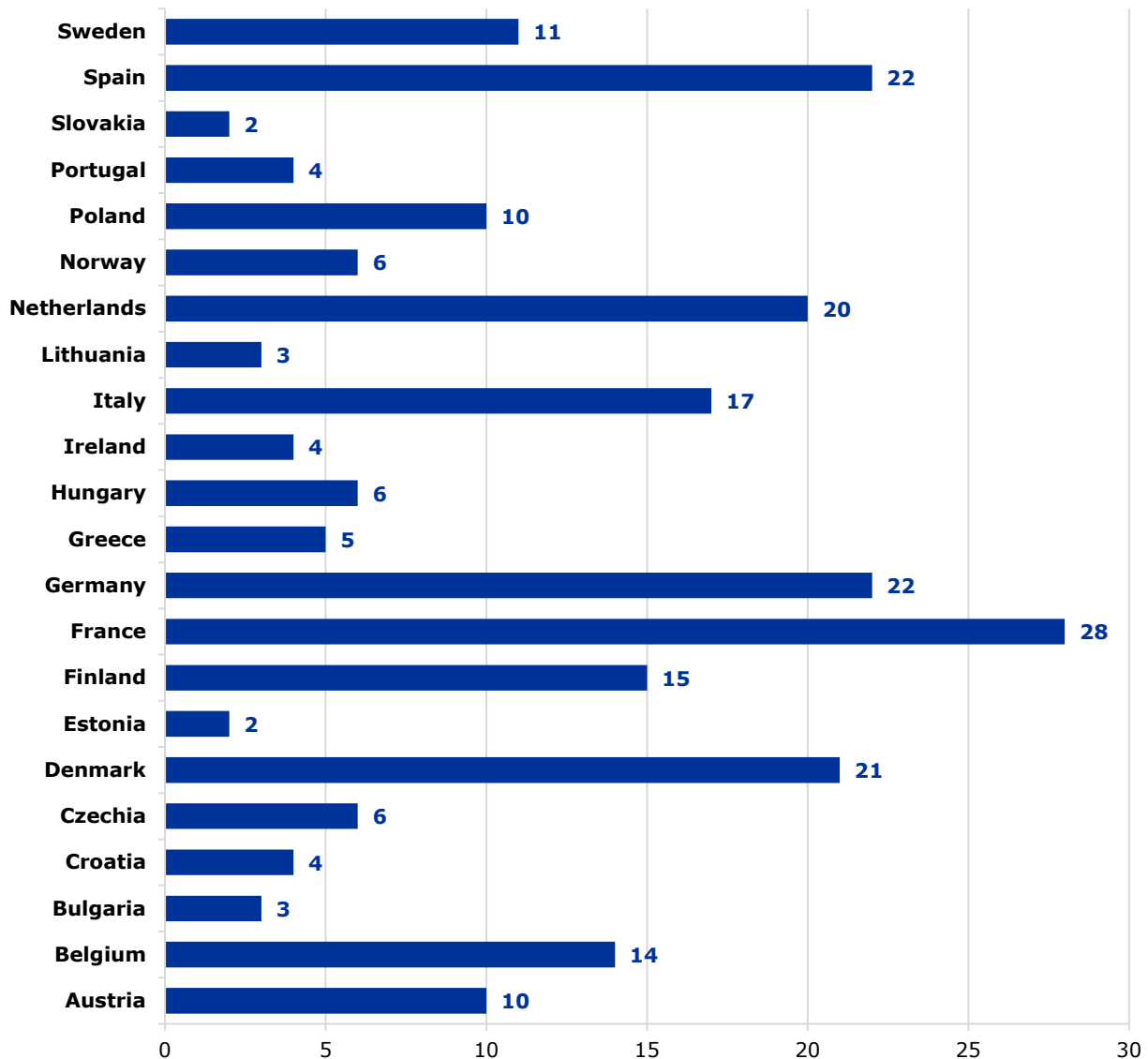
²¹ Safety Assessing Member State

Since 31 January 2022, 22 saMS²² were appointed for 235 active substances.

The role of safety assessing Member State Concerned (saMS) will be applicable only for active substances investigated in clinical trials in two or more MSC.

The graph below shows the total number of saMS appointments per Member States.

Number of saMS appointments per Member States since 31 January 2022



²² Safety Assessing Member State

Annex I

Average time from submission to decision for initial CTAs

The table below shows the number of calendar days since the submission of the initial clinical trial application to CTIS up to the time of the first decision of the Member States Concerned.

Please consider that due dates for tasks completion, including decision, in CTIS takes into account rules such as: allowing 2 consecutive working days, the due date cannot fall on weekend nor on a bank holiday in addition to counting the calendar days.

The list of clinical trials below includes resubmitted applications.

#	Submission date	Decision date	Days to Decision
1	09/02/2022	07/04/2022	57
2	15/02/2022	27/04/2022	71
3	15/02/2022	02/06/2022	107
4	20/02/2022	30/05/2022	99
5	24/02/2022	16/06/2022	112
6	28/02/2022	28/03/2022	28
7	03/03/2022	27/06/2022	116
8	04/03/2022	31/05/2022	88
9	04/03/2022	21/06/2022	109
10	07/03/2022	28/06/2022	113
11	10/03/2022	19/05/2022	70
12	15/03/2022	27/04/2022	43
13	16/03/2022	27/06/2022	103
14	24/03/2022	14/06/2022	82
15	24/03/2022	30/06/2022	98
16	28/03/2022	19/07/2022	113
17	28/03/2022	02/11/2022	219
18	29/03/2022	22/06/2022	85
19	31/03/2022	26/07/2022	117
20	01/04/2022	01/06/2022	61
21	05/04/2022	18/07/2022	104
22	06/04/2022	12/07/2022	97
23	08/04/2022	28/06/2022	81
24	14/04/2022	28/07/2022	105
25	14/04/2022	28/07/2022	105
26	18/04/2022	27/05/2022	39
27	19/04/2022	05/07/2022	77
28	19/04/2022	03/08/2022	106
29	21/04/2022	28/07/2022	98
30	22/04/2022	08/07/2022	77
31	22/04/2022	28/07/2022	97
32	22/04/2022	01/08/2022	101
33	22/04/2022	05/08/2022	105

#	Submission date	Decision date	Days to Decision
34	26/04/2022	28/06/2022	63
35	28/04/2022	16/08/2022	110
36	28/04/2022	24/08/2022	118
37	29/04/2022	05/08/2022	98
38	29/04/2022	08/08/2022	101
39	02/05/2022	07/06/2022	36
40	03/05/2022	24/08/2022	113
41	04/05/2022	04/07/2022	61
42	05/05/2022	08/07/2022	64
43	05/05/2022	01/08/2022	88
44	06/05/2022	23/06/2022	48
45	06/05/2022	28/10/2022	175
46	08/05/2022	04/07/2022	57
47	09/05/2022	18/07/2022	70
48	10/05/2022	26/07/2022	77
49	10/05/2022	04/08/2022	86
50	12/05/2022	31/08/2022	111
51	12/05/2022	01/09/2022	112
52	13/05/2022	26/08/2022	105
53	17/05/2022	09/09/2022	115
54	18/05/2022	28/06/2022	41
55	18/05/2022	01/09/2022	106
56	20/05/2022	08/07/2022	49
57	20/05/2022	25/08/2022	97
58	23/05/2022	28/10/2022	158
59	25/05/2022	11/08/2022	78
60	25/05/2022	16/09/2022	114
61	30/05/2022	22/06/2022	23
62	30/05/2022	06/09/2022	99
63	31/05/2022	23/09/2022	115
64	02/06/2022	10/08/2022	69
65	03/06/2022	01/08/2022	59
66	03/06/2022	01/08/2022	59
67	03/06/2022	21/09/2022	110
68	03/06/2022	26/09/2022	115
69	03/06/2022	27/09/2022	116
70	07/06/2022	27/09/2022	112
71	08/06/2022	27/09/2022	111
72	09/06/2022	11/08/2022	63
73	09/06/2022	23/08/2022	75
74	13/06/2022	09/08/2022	57
75	14/06/2022	15/09/2022	93

#	Submission date	Decision date	Days to Decision
76	15/06/2022	12/08/2022	58
77	16/06/2022	09/09/2022	85
78	19/06/2022	03/08/2022	45
79	22/06/2022	08/07/2022	16
80	22/06/2022	12/08/2022	51
81	23/06/2022	15/09/2022	84
82	23/06/2022	26/09/2022	95
83	24/06/2022	12/09/2022	80
84	24/06/2022	12/09/2022	80
85	24/06/2022	03/10/2022	101
86	24/06/2022	20/10/2022	118
87	27/06/2022	12/10/2022	107
88	28/06/2022	10/10/2022	104
89	28/06/2022	14/10/2022	108
90	01/07/2022	07/10/2022	98
91	01/07/2022	13/10/2022	104
92	04/07/2022	12/09/2022	70
93	04/07/2022	13/10/2022	101
94	04/07/2022	23/01/2023	203
95	05/07/2022	26/09/2022	83
96	06/07/2022	01/02/2023	210
97	08/07/2022	26/10/2022	110
98	09/07/2022	26/09/2022	79
99	11/07/2022	23/08/2022	43
100	12/07/2022	28/07/2022	16
101	12/07/2022	24/10/2022	104
102	13/07/2022	18/10/2022	97
103	13/07/2022	10/11/2022	120
104	14/07/2022	20/10/2022	98
105	15/07/2022	12/09/2022	59
106	15/07/2022	14/10/2022	91
107	15/07/2022	19/10/2022	96
108	15/07/2022	24/10/2022	101
109	15/07/2022	08/11/2022	116
110	17/07/2022	08/11/2022	114
111	18/07/2022	29/09/2022	73
112	18/07/2022	10/10/2022	84
113	18/07/2022	11/10/2022	85
114	18/07/2022	24/10/2022	98
115	19/07/2022	03/10/2022	76
116	20/07/2022	22/09/2022	64
117	20/07/2022	03/10/2022	75

#	Submission date	Decision date	Days to Decision
118	20/07/2022	27/10/2022	99
119	21/07/2022	26/07/2022	5
120	21/07/2022	07/10/2022	78
121	21/07/2022	03/11/2022	105
122	21/07/2022	09/11/2022	111
123	25/07/2022	12/10/2022	79
124	25/07/2022	14/11/2022	112
125	26/07/2022	24/10/2022	90
126	27/07/2022	09/11/2022	105
127	28/07/2022	19/09/2022	53
128	28/07/2022	03/10/2022	67
129	29/07/2022	10/11/2022	104
130	01/08/2022	21/11/2022	112
131	02/08/2022	12/10/2022	71
132	02/08/2022	23/11/2022	113
133	03/08/2022	14/10/2022	72
134	03/08/2022	31/10/2022	89
135	03/08/2022	14/11/2022	103
136	04/08/2022	12/10/2022	69
137	04/08/2022	02/11/2022	90
138	05/08/2022	16/09/2022	42
139	05/08/2022	25/10/2022	81
140	09/08/2022	29/11/2022	112
141	10/08/2022	27/10/2022	78
142	10/08/2022	09/11/2022	91
143	11/08/2022	28/11/2022	109
144	11/08/2022	06/12/2022	117
145	11/08/2022	06/12/2022	117
146	12/08/2022	21/11/2022	101
147	12/08/2022	25/11/2022	105
148	12/08/2022	29/11/2022	109
149	12/08/2022	05/12/2022	115
150	12/08/2022	06/12/2022	116
151	12/08/2022	06/12/2022	116
152	15/08/2022	20/10/2022	66
153	16/08/2022	29/11/2022	105
154	16/08/2022	06/12/2022	112
155	17/08/2022	06/12/2022	111
156	18/08/2022	15/11/2022	89
157	19/08/2022	08/11/2022	81
158	19/08/2022	17/11/2022	90
159	19/08/2022	06/12/2022	109

#	Submission date	Decision date	Days to Decision
160	19/08/2022	13/12/2022	116
161	22/08/2022	27/10/2022	66
162	22/08/2022	22/11/2022	92
163	22/08/2022	24/11/2022	94
164	23/08/2022	06/12/2022	105
165	25/08/2022	15/11/2022	82
166	25/08/2022	09/12/2022	106
167	25/08/2022	15/12/2022	112
168	25/08/2022	20/12/2022	117
169	26/08/2022	25/10/2022	60
170	26/08/2022	10/11/2022	76
171	26/08/2022	11/11/2022	77
172	26/08/2022	18/11/2022	84
173	29/08/2022	07/11/2022	70
174	29/08/2022	01/12/2022	94
175	31/08/2022	28/11/2022	89
176	31/08/2022	19/12/2022	110
177	31/08/2022	19/12/2022	110
178	31/08/2022	20/12/2022	111
179	01/09/2022	11/11/2022	71
180	02/09/2022	12/01/2023	132
181	09/09/2022	22/12/2022	104
182	09/09/2022	18/01/2023	131
183	10/09/2022	28/11/2022	79
184	12/09/2022	02/12/2022	81
185	12/09/2022	12/01/2023	122
186	13/09/2022	19/12/2022	97
187	14/09/2022	05/12/2022	82
188	15/09/2022	14/11/2022	60
189	15/09/2022	10/01/2023	117
190	15/09/2022	16/01/2023	123
191	16/09/2022	14/12/2022	89
192	17/09/2022	06/12/2022	80
193	19/09/2022	24/11/2022	66
194	19/09/2022	29/11/2022	71
195	19/09/2022	11/01/2023	114
196	19/09/2022	23/01/2023	126
197	19/09/2022	27/01/2023	130
198	20/09/2022	09/01/2023	111
199	20/09/2022	19/01/2023	121
200	21/09/2022	04/11/2022	44
201	21/09/2022	14/11/2022	54

#	Submission date	Decision date	Days to Decision
202	21/09/2022	16/11/2022	56
203	21/09/2022	24/01/2023	125
204	21/09/2022	24/01/2023	125
205	22/09/2022	27/12/2022	96
206	22/09/2022	01/02/2023	132
207	23/09/2022	06/10/2022	13
208	23/09/2022	31/01/2023	130
209	23/09/2022	03/02/2023	133
210	23/09/2022	08/03/2023	166
211	23/09/2022	24/04/2023	213
212	26/09/2022	06/12/2022	71
213	27/09/2022	22/12/2022	86
214	27/09/2022	17/01/2023	112
215	29/09/2022	22/11/2022	54
216	30/09/2022	14/12/2022	75
217	30/09/2022	18/01/2023	110
218	30/09/2022	23/01/2023	115
219	30/09/2022	02/02/2023	125
220	03/10/2022	03/11/2022	31
221	03/10/2022	14/11/2022	42
222	03/10/2022	07/02/2023	127
223	04/10/2022	06/02/2023	125
224	05/10/2022	22/12/2022	78
225	06/10/2022	03/02/2023	120
226	07/10/2022	13/02/2023	129
227	07/10/2022	13/02/2023	129
228	07/10/2022	13/02/2023	129
229	07/10/2022	13/02/2023	129
230	10/10/2022	15/11/2022	36
231	10/10/2022	30/11/2022	51
232	10/10/2022	15/02/2023	128
233	11/10/2022	26/01/2023	107
234	11/10/2022	09/02/2023	121
235	11/10/2022	14/02/2023	126
236	11/10/2022	16/02/2023	128
237	12/10/2022	19/12/2022	68
238	13/10/2022	02/02/2023	112
239	13/10/2022	07/02/2023	117
240	13/10/2022	15/02/2023	125
241	14/10/2022	17/02/2023	126
242	14/10/2022	23/02/2023	132
243	16/10/2022	13/02/2023	120

#	Submission date	Decision date	Days to Decision
244	17/10/2022	02/12/2022	46
245	17/10/2022	22/02/2023	128
246	18/10/2022	10/02/2023	115
247	18/10/2022	21/02/2023	126
248	19/10/2022	10/01/2023	83
249	19/10/2022	18/01/2023	91
250	19/10/2022	23/01/2023	96
251	19/10/2022	26/01/2023	99
252	19/10/2022	13/02/2023	117
253	19/10/2022	21/04/2023	184
254	20/10/2022	21/12/2022	62
255	20/10/2022	18/01/2023	90
256	20/10/2022	20/01/2023	92
257	20/10/2022	30/01/2023	102
258	20/10/2022	20/02/2023	123
259	21/10/2022	01/02/2023	103
260	21/10/2022	10/02/2023	112
261	21/10/2022	23/02/2023	125
262	21/10/2022	24/02/2023	126
263	21/10/2022	27/02/2023	129
264	21/10/2022	01/03/2023	131
265	26/10/2022	05/12/2022	40
266	26/10/2022	27/02/2023	124
267	26/10/2022	02/03/2023	127
268	26/10/2022	06/03/2023	131
269	27/10/2022	20/02/2023	116
270	27/10/2022	07/03/2023	131
271	28/10/2022	14/12/2022	47
272	28/10/2022	06/03/2023	129
273	31/10/2022	15/12/2022	45
274	31/10/2022	23/12/2022	53
275	31/10/2022	31/01/2023	92
276	01/11/2022	18/11/2022	17
277	03/11/2022	20/12/2022	47
278	03/11/2022	09/02/2023	98
279	03/11/2022	23/02/2023	112
280	03/11/2022	10/03/2023	127
281	04/11/2022	20/12/2022	46
282	04/11/2022	27/01/2023	84
283	04/11/2022	17/02/2023	105
284	04/11/2022	20/02/2023	108
285	04/11/2022	03/03/2023	119

#	Submission date	Decision date	Days to Decision
286	07/11/2022	18/01/2023	72
287	07/11/2022	27/02/2023	112
288	07/11/2022	28/02/2023	113
289	07/11/2022	02/03/2023	115
290	08/11/2022	18/01/2023	71
291	08/11/2022	06/02/2023	90
292	08/11/2022	06/02/2023	90
293	08/11/2022	07/03/2023	119
294	09/11/2022	18/12/2022	39
295	10/11/2022	20/02/2023	102
296	10/11/2022	23/02/2023	105
297	10/11/2022	03/03/2023	113
298	10/11/2022	11/05/2023	182
299	11/11/2022	06/03/2023	115
300	11/11/2022	21/03/2023	130
301	14/11/2022	02/02/2023	80
302	14/11/2022	21/03/2023	127
303	15/11/2022	15/12/2022	30
304	15/11/2022	31/01/2023	77
305	15/11/2022	07/02/2023	84
306	15/11/2022	09/02/2023	86
307	15/11/2022	01/03/2023	106
308	15/11/2022	14/03/2023	119
309	15/11/2022	20/03/2023	125
310	16/11/2022	07/02/2023	83
311	17/11/2022	27/01/2023	71
312	17/11/2022	07/02/2023	82
313	17/11/2022	10/02/2023	85
314	17/11/2022	13/02/2023	88
315	17/11/2022	27/02/2023	102
316	17/11/2022	03/03/2023	106
317	17/11/2022	06/03/2023	109
318	17/11/2022	28/03/2023	131
319	18/11/2022	03/03/2023	105
320	18/11/2022	21/03/2023	123
321	18/11/2022	27/03/2023	129
322	21/11/2022	14/03/2023	113
323	21/11/2022	24/03/2023	123
324	21/11/2022	27/03/2023	126
325	21/11/2022	28/03/2023	127
326	22/11/2022	17/02/2023	87
327	22/11/2022	21/03/2023	119

#	Submission date	Decision date	Days to Decision
328	22/11/2022	22/03/2023	120
329	22/11/2022	30/03/2023	128
330	23/11/2022	16/12/2022	23
331	23/11/2022	24/01/2023	62
332	23/11/2022	29/03/2023	126
333	23/11/2022	29/03/2023	126
334	24/11/2022	28/02/2023	96
335	24/11/2022	12/04/2023	139
336	25/11/2022	30/03/2023	125
337	25/11/2022	04/04/2023	130
338	25/11/2022	04/04/2023	130
339	28/11/2022	16/02/2023	80
340	28/11/2022	27/02/2023	91
341	28/11/2022	06/03/2023	98
342	28/11/2022	05/04/2023	128
343	28/11/2022	05/04/2023	128
344	28/11/2022	06/04/2023	129
345	28/11/2022	18/04/2023	141
346	28/11/2022	18/04/2023	141
347	28/11/2022	19/04/2023	142
348	28/11/2022	20/04/2023	143
349	28/11/2022	20/04/2023	143
350	29/11/2022	07/02/2023	70
351	29/11/2022	23/02/2023	86
352	29/11/2022	11/04/2023	133
353	30/11/2022	01/03/2023	91
354	30/11/2022	03/03/2023	93
355	30/11/2022	10/03/2023	100
356	30/11/2022	21/03/2023	111
357	30/11/2022	04/04/2023	125
358	30/11/2022	11/04/2023	132
359	30/11/2022	18/04/2023	139
360	01/12/2022	11/01/2023	41
361	01/12/2022	17/04/2023	137
362	01/12/2022	20/04/2023	140
363	02/12/2022	27/03/2023	115
364	02/12/2022	17/04/2023	136
365	05/12/2022	03/03/2023	88
366	05/12/2022	06/03/2023	91
367	05/12/2022	19/04/2023	135
368	05/12/2022	19/04/2023	135
369	06/12/2022	03/04/2023	118

#	Submission date	Decision date	Days to Decision
370	06/12/2022	04/04/2023	119
371	07/12/2022	02/02/2023	57
372	07/12/2022	17/03/2023	100
373	07/12/2022	21/03/2023	104
374	07/12/2022	20/04/2023	134
375	08/12/2022	20/12/2022	12
376	09/12/2022	21/02/2023	74
377	09/12/2022	14/03/2023	95
378	09/12/2022	03/04/2023	115
379	09/12/2022	04/05/2023	146
380	12/12/2022	06/04/2023	115
381	12/12/2022	19/04/2023	128
382	13/12/2022	14/04/2023	122
383	14/12/2022	17/03/2023	93
384	14/12/2022	21/03/2023	97
385	14/12/2022	28/03/2023	104
386	14/12/2022	19/04/2023	126
387	15/12/2022	24/01/2023	40
388	15/12/2022	23/03/2023	98
389	15/12/2022	18/04/2023	124
390	16/12/2022	03/03/2023	77
391	16/12/2022	13/03/2023	87
392	16/12/2022	15/03/2023	89
393	16/12/2022	29/03/2023	103
394	16/12/2022	14/04/2023	119
395	16/12/2022	17/04/2023	122
396	16/12/2022	20/04/2023	125
397	16/12/2022	28/04/2023	133
398	19/12/2022	31/01/2023	43
399	19/12/2022	25/04/2023	127
400	19/12/2022	25/04/2023	127
401	20/12/2022	03/02/2023	45
402	20/12/2022	28/02/2023	70
403	20/12/2022	15/03/2023	85
404	20/12/2022	17/03/2023	87
405	20/12/2022	12/04/2023	113
406	21/12/2022	19/04/2023	119
407	21/12/2022	02/05/2023	132
408	22/12/2022	08/02/2023	48
409	22/12/2022	09/02/2023	49
410	22/12/2022	03/04/2023	102
411	22/12/2022	11/04/2023	110

#	Submission date	Decision date	Days to Decision
412	22/12/2022	14/04/2023	113
413	22/12/2022	03/05/2023	132
414	22/12/2022	05/05/2023	134
415	22/12/2022	05/05/2023	134
416	23/12/2022	13/02/2023	52
417	23/12/2022	13/02/2023	52
418	23/12/2022	15/03/2023	82
419	23/12/2022	26/04/2023	124
420	26/12/2022	18/04/2023	113
421	27/12/2022	06/04/2023	100
422	27/12/2022	26/04/2023	120
423	28/12/2022	24/03/2023	86
424	28/12/2022	08/05/2023	131
425	29/12/2022	30/03/2023	91
426	29/12/2022	03/05/2023	125
427	03/01/2023	28/04/2023	115
428	05/01/2023	27/04/2023	112
429	06/01/2023	14/03/2023	67
430	06/01/2023	20/03/2023	73
431	06/01/2023	25/04/2023	109
432	06/01/2023	05/05/2023	119
433	09/01/2023	30/03/2023	80
434	09/01/2023	17/04/2023	98
435	09/01/2023	28/04/2023	109
436	09/01/2023	02/05/2023	113
437	09/01/2023	05/05/2023	116
438	09/01/2023	08/05/2023	119
439	10/01/2023	22/02/2023	43
440	10/01/2023	03/04/2023	83
441	10/01/2023	07/04/2023	87
442	10/01/2023	25/04/2023	105
443	10/01/2023	28/04/2023	108
444	10/01/2023	04/05/2023	114
445	11/01/2023	11/04/2023	90
446	11/01/2023	17/04/2023	96
447	12/01/2023	01/05/2023	109
448	12/01/2023	03/05/2023	111
449	13/01/2023	22/03/2023	68
450	13/01/2023	03/05/2023	110
451	14/01/2023	24/04/2023	100
452	16/01/2023	20/04/2023	94
453	17/01/2023	03/04/2023	76

#	Submission date	Decision date	Days to Decision
454	17/01/2023	09/05/2023	112
455	17/01/2023	10/05/2023	113
456	17/01/2023	15/05/2023	118
457	18/01/2023	31/03/2023	72
458	18/01/2023	24/04/2023	96
459	19/01/2023	25/04/2023	96
460	20/01/2023	24/04/2023	94
461	20/01/2023	26/04/2023	96
462	21/01/2023	05/04/2023	74
463	23/01/2023	21/03/2023	57
464	23/01/2023	29/03/2023	65
465	24/01/2023	12/04/2023	78
466	24/01/2023	21/04/2023	87
467	25/01/2023	30/01/2023	5
468	25/01/2023	07/03/2023	41
469	25/01/2023	13/04/2023	78
470	25/01/2023	04/05/2023	99
471	25/01/2023	10/05/2023	105
472	25/01/2023	17/05/2023	112
473	26/01/2023	03/04/2023	67
474	27/01/2023	03/03/2023	35
475	27/01/2023	02/05/2023	95
476	27/01/2023	15/05/2023	108
477	27/01/2023	17/05/2023	110
478	27/01/2023	19/05/2023	112
479	30/01/2023	13/03/2023	42
480	30/01/2023	12/05/2023	102
481	30/01/2023	16/05/2023	106
482	30/01/2023	22/05/2023	112
483	30/01/2023	22/05/2023	112
484	30/01/2023	23/05/2023	113
485	30/01/2023	24/05/2023	114
486	31/01/2023	17/03/2023	45
487	31/01/2023	27/04/2023	86
488	31/01/2023	12/05/2023	101
489	31/01/2023	22/05/2023	111
490	31/01/2023	22/05/2023	111
491	31/01/2023	22/05/2023	111
492	31/01/2023	23/05/2023	112
493	01/02/2023	07/03/2023	34
494	01/02/2023	21/04/2023	79
495	01/02/2023	16/05/2023	104

#	Submission date	Decision date	Days to Decision
496	01/02/2023	29/05/2023	117
497	02/02/2023	27/04/2023	84
498	02/02/2023	12/05/2023	99
499	02/02/2023	29/05/2023	116
500	03/02/2023	13/03/2023	38
501	03/02/2023	05/05/2023	91
502	03/02/2023	17/05/2023	103
503	06/02/2023	15/05/2023	98
504	08/02/2023	28/04/2023	79
505	08/02/2023	22/05/2023	103
506	08/02/2023	31/05/2023	112
507	09/02/2023	05/05/2023	85
508	09/02/2023	11/05/2023	91
509	09/02/2023	17/05/2023	97
510	10/02/2023	27/04/2023	76
511	10/02/2023	29/05/2023	108
512	13/02/2023	28/02/2023	15
513	13/02/2023	20/03/2023	35
514	13/02/2023	17/04/2023	63
515	13/02/2023	20/04/2023	66
516	14/02/2023	17/05/2023	92
517	14/02/2023	22/05/2023	97
518	14/02/2023	29/05/2023	104
519	15/02/2023	31/03/2023	44
520	15/02/2023	28/04/2023	72
521	15/02/2023	24/05/2023	98
522	16/02/2023	11/04/2023	54
523	16/02/2023	03/05/2023	76
524	16/02/2023	22/05/2023	95
525	17/02/2023	04/05/2023	76
526	17/02/2023	19/05/2023	91
527	17/02/2023	30/05/2023	102
528	20/02/2023	27/03/2023	35
529	20/02/2023	14/04/2023	53
530	20/02/2023	10/05/2023	79
531	20/02/2023	24/05/2023	93
532	21/02/2023	03/03/2023	10
533	21/02/2023	26/04/2023	64
534	22/02/2023	02/05/2023	69
535	23/02/2023	27/04/2023	63
536	23/02/2023	25/05/2023	91
537	24/02/2023	27/04/2023	62

#	Submission date	Decision date	Days to Decision
538	24/02/2023	17/05/2023	82
539	27/02/2023	27/03/2023	28
540	27/02/2023	12/04/2023	44
541	27/02/2023	12/04/2023	44
542	27/02/2023	17/05/2023	79
543	27/02/2023	17/05/2023	79
544	28/02/2023	09/03/2023	9
545	28/02/2023	27/04/2023	58
546	28/02/2023	09/05/2023	70
547	28/02/2023	12/05/2023	73
548	28/02/2023	17/05/2023	78
549	28/02/2023	26/05/2023	87
550	28/02/2023	31/05/2023	92
551	02/03/2023	11/04/2023	40
552	02/03/2023	31/05/2023	90
553	03/03/2023	12/05/2023	70
554	03/03/2023	26/05/2023	84
555	06/03/2023	19/04/2023	44
556	06/03/2023	12/05/2023	67
557	06/03/2023	19/05/2023	74
558	06/03/2023	23/05/2023	78
559	06/03/2023	24/05/2023	79
560	07/03/2023	05/04/2023	29
561	07/03/2023	25/04/2023	49
562	07/03/2023	25/04/2023	49
563	09/03/2023	13/03/2023	4
564	09/03/2023	03/04/2023	25
565	09/03/2023	04/05/2023	56
566	09/03/2023	04/05/2023	56
567	10/03/2023	03/04/2023	24
568	10/03/2023	12/05/2023	63
569	10/03/2023	31/05/2023	82
570	13/03/2023	12/04/2023	30
571	15/03/2023	25/04/2023	41
572	16/03/2023	25/04/2023	40
573	16/03/2023	28/04/2023	43
574	17/03/2023	26/04/2023	40
575	20/03/2023	29/03/2023	9
576	20/03/2023	24/04/2023	35
577	20/03/2023	28/04/2023	39
578	23/03/2023	05/05/2023	43
579	23/03/2023	16/05/2023	54

#	Submission date	Decision date	Days to Decision
580	23/03/2023	29/05/2023	67
581	23/03/2023	29/05/2023	67
582	24/03/2023	02/05/2023	39
583	24/03/2023	24/05/2023	61
584	27/03/2023	02/05/2023	36
585	27/03/2023	05/05/2023	39
586	27/03/2023	08/05/2023	42
587	27/03/2023	10/05/2023	44
588	28/03/2023	22/05/2023	55
589	31/03/2023	22/05/2023	52
590	03/04/2023	09/05/2023	36
591	03/04/2023	16/05/2023	43
592	03/04/2023	26/05/2023	53
593	03/04/2023	31/05/2023	58
594	04/04/2023	24/05/2023	50
595	05/04/2023	17/05/2023	42
596	05/04/2023	30/05/2023	55
597	06/04/2023	26/04/2023	20
598	06/04/2023	20/05/2023	44
599	10/04/2023	24/04/2023	14
600	12/04/2023	10/05/2023	28
601	12/04/2023	22/05/2023	40
602	14/04/2023	24/05/2023	40
603	17/04/2023	16/05/2023	29
604	18/04/2023	25/05/2023	37
605	19/04/2023	04/05/2023	15
606	19/04/2023	26/05/2023	37
607	24/04/2023	10/05/2023	16
608	25/04/2023	16/05/2023	21
609	04/05/2023	24/05/2023	20
610	12/05/2023	25/05/2023	13