



Monitoring the European clinical trials environment

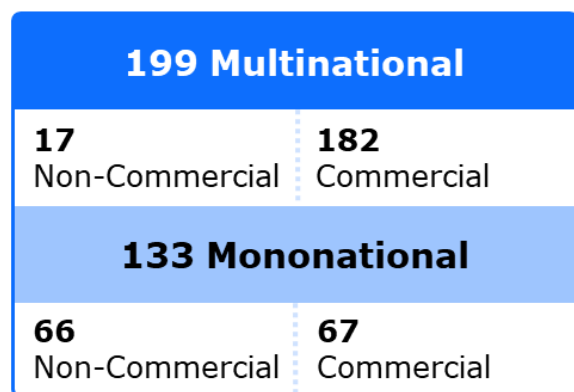
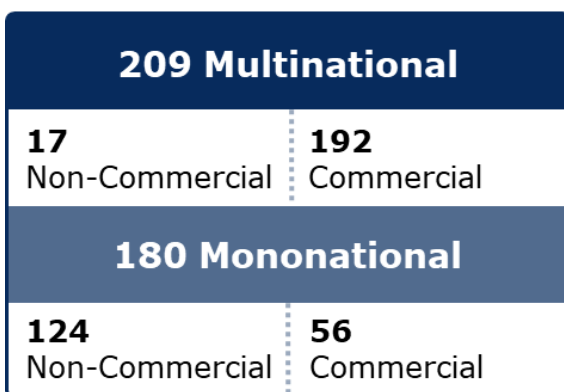
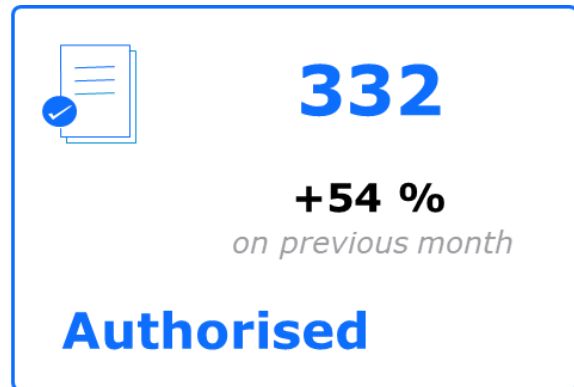
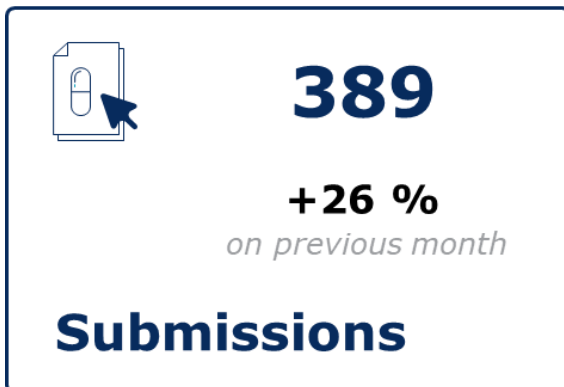
A deliverable of the ACT EU
Priority Action 2

February 2024



Clinical Trials in the EU/EEA

February 2024



The metrics in this report provide information on the trend of the clinical research environment in the European Union (EU) and European Economic Area (EEA). The numbers used are based on data retrieved from the Clinical Trials Information System (CTIS) for clinical trials regulated under the regime of the Clinical Trials Regulation (EU) No 536/2014 (CTR).

The data set for this report shows data for the month of February 2024, as of 29 February 2024, as well as cumulative numbers since the launch of CTIS on 31 January 2022.

Since the mandatory use of CTIS for initial clinical trial applications, 31 January 2023, the average submission of clinical trials applications, of any type, has seen a significant increase, averaging more than 260 submissions per month.

A total of 4,046 clinical trial applications have been submitted since the launch of CTIS.

At the time when the report is generated, more than 1,384 initial clinical trials are ongoing in EU/EEA under the CTR.

The therapeutic areas mostly investigated is Neoplasms (Tumour).

Contents

| | |
|---|-----------|
| Clinical Trials in the EU/EEA | 2 |
| Contents | 3 |
| Submitted initial clinical trial applications | 4 |
| Monthly submissions of initial clinical trial applications | 5 |
| Clinical trials per applicable statuses | 7 |
| Distribution of submitted new initial clinical trial applications per Member State Concerned | 9 |
| Authorised clinical trials | 10 |
| Mono- vs multinational trial, for which a decision has been issued, and in relation to the sponsor type | 10 |
| Distribution of authorised clinical trials per Member State Concerned and appointment of Reporting Member State | 11 |
| Authorised clinical trials, with information whether the trial is a mono- vs multinational and in relation to sponsor type | 13 |
| Authorised clinical trials per phase (i.e. I, II, III, IV, as well as first in human clinical trials or combined phases early (I and II)) | 14 |
| Clinical trials per population type and rare disease | 15 |
| Authorised clinical trials per therapeutic area | 16 |
| Authorised clinical trials with an ATMP | 16 |
| Substantial modification applications | 18 |
| Submitted substantial modification applications | 18 |
| Substantial modification applications per applicable statuses and by sponsor type | 19 |
| Addition of a Member State Concerned | 20 |
| Submitted addition of Member States Concerned applications | 20 |
| Addition of Member States Concerned applications per applicable statuses by sponsor type | 20 |
| Timelines | 22 |
| Average time from submission of initial clinical trial applications to decision | 22 |
| Average time from submission of initial clinical trial applications to Part I conclusion | 24 |
| Average time from submission of initial clinical trial applications to part II conclusions | 24 |
| Features of the substances | 26 |
| Safety assessing Member States (saMS) appointment | 26 |

Chapter 1

Submitted initial clinical trial applications

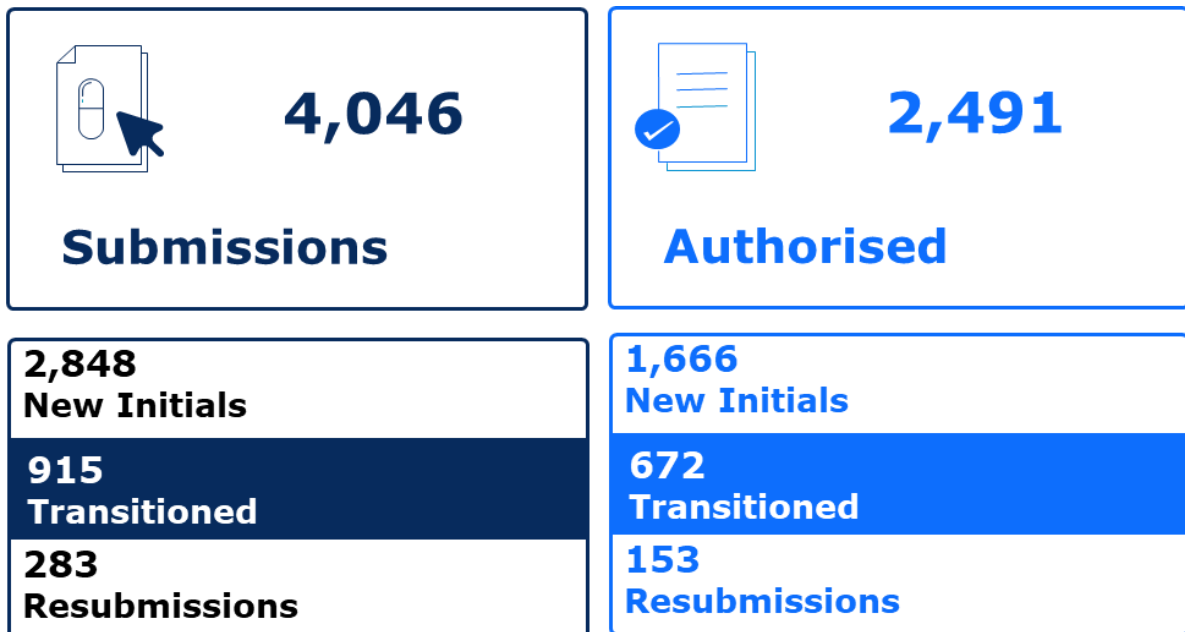
Chapter 1 of this report provides information on **submitted** initial clinical trial applications (CTAs), presented on the applicable statuses.

For detailed information on **authorised** clinical trials please refer to chapter 2 of this report.

Initial clinical trial applications are those applications:

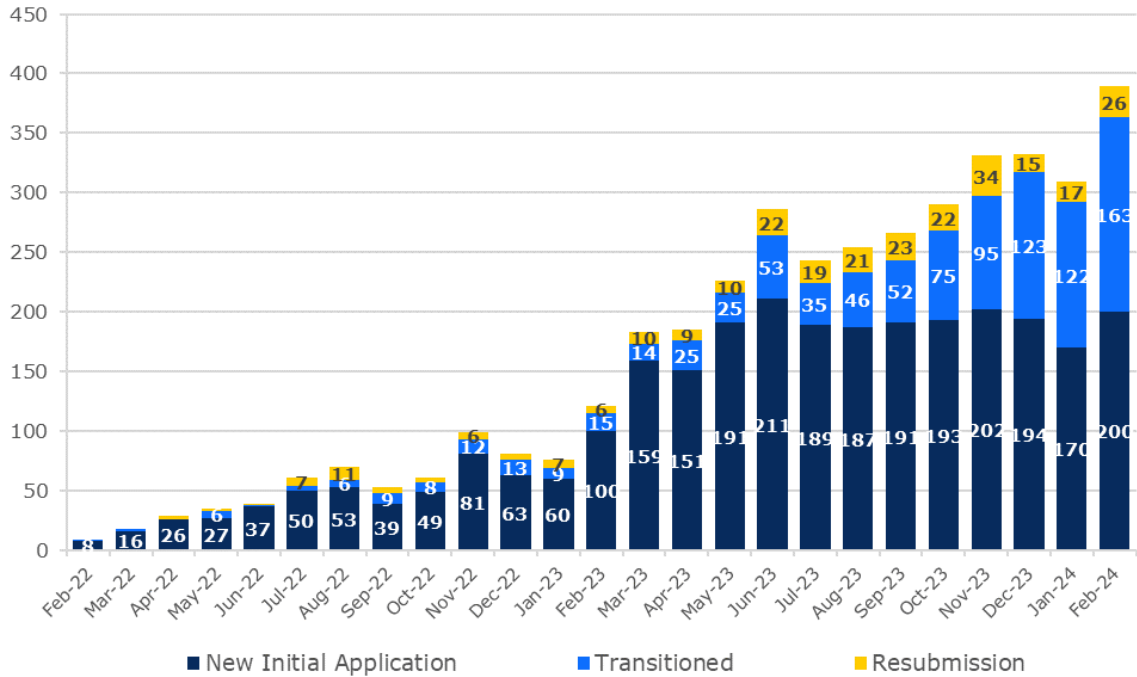
- new initial clinical trial applications submitted in CTIS by the sponsors under the Clinical Trials Regulation (EU) 536/2014 (CTR);
- trials which were already authorised under the regime of Clinical Trials Directive 2001/20/EC (CTD) and that have been transitioned to the regime of CTR;
- resubmitted initial clinical trial applications, which were previously either withdrawn, lapsed, or not authorised.

The overview below presents the **cumulative numbers** for initial clinical trial applications submitted since 31 January 2022:



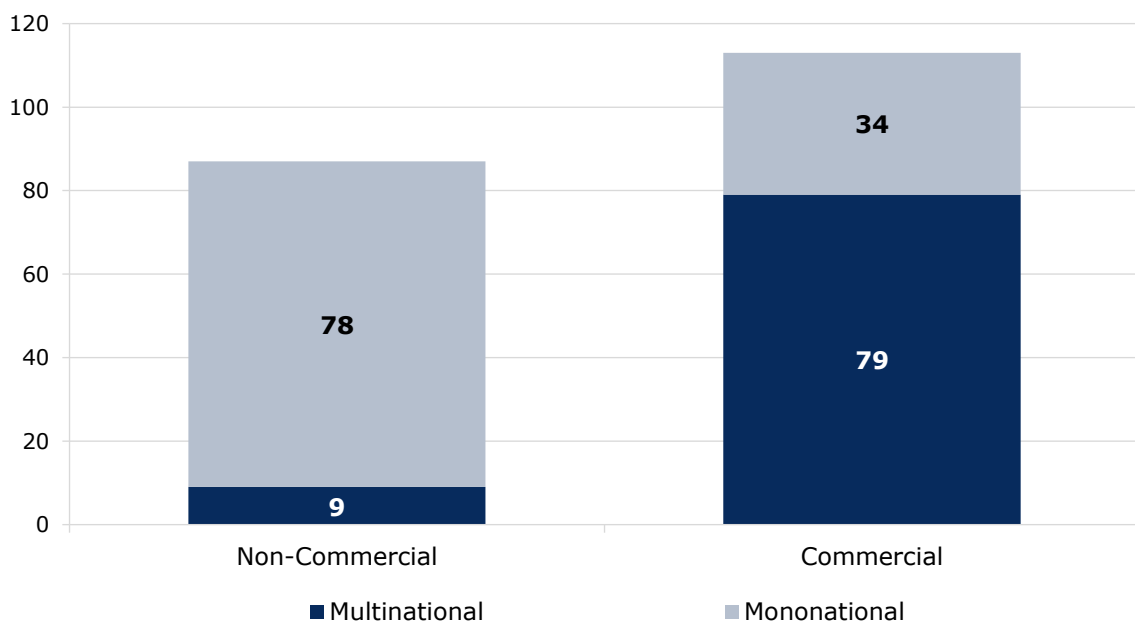
Monthly submissions of initial clinical trial applications

In **February 2024**, 389 initial clinical trial applications have been submitted, of which 200 new initial CTA, 163 are trials transitioned to CTR, and 26 are resubmissions of previously submitted initial applications.



New initial clinical trial applications per sponsor type and mono- vs multinational trials

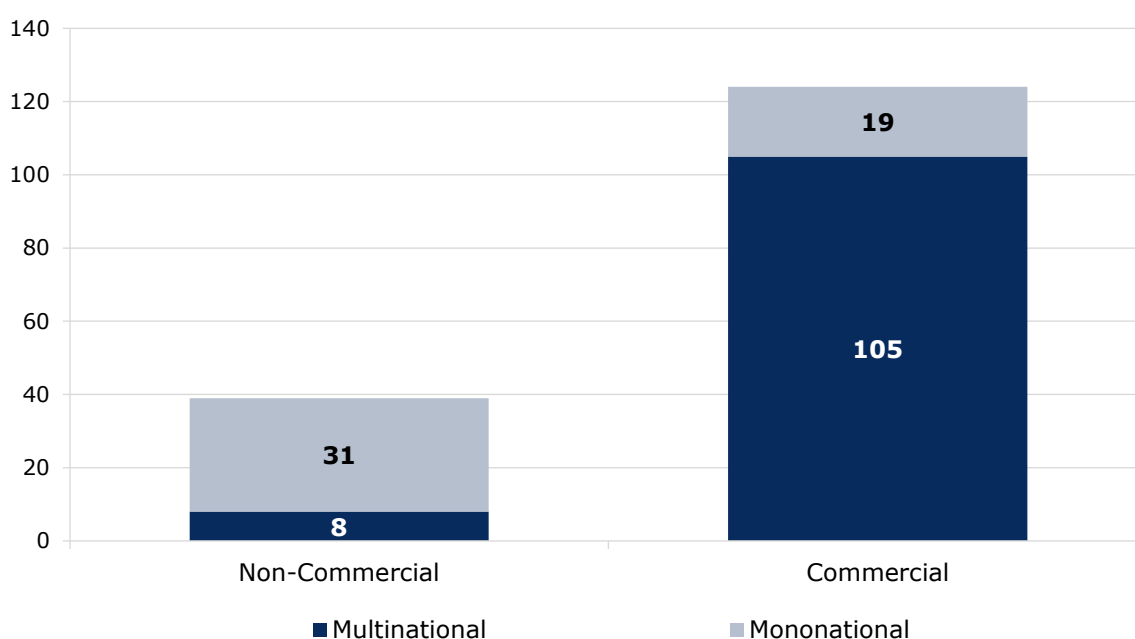
The graph below shows the split of submissions of new initial clinical trial applications in February 2024 into commercial/non-commercial sponsors and mononational versus multinational trials.



Clinical trials transitioned from CTD to CTR per sponsor type and mono- vs multinational trials

Since 31 January 2022 the CTR repealed the Clinical Trial Directive 2001/20/EC (CTD) and a 3-year transition period is foreseen from the implementation of the CTR. During this period, sponsors have to transition those clinical trials that are planned to continue after the end of the transition period. From 31 January 2025 onwards, all clinical trials have to follow the regime of the CTR.

The graph below shows the split of submissions of transitioned clinical trials in February 2024 into commercial/non-commercial sponsors and mononational versus multinational trials.



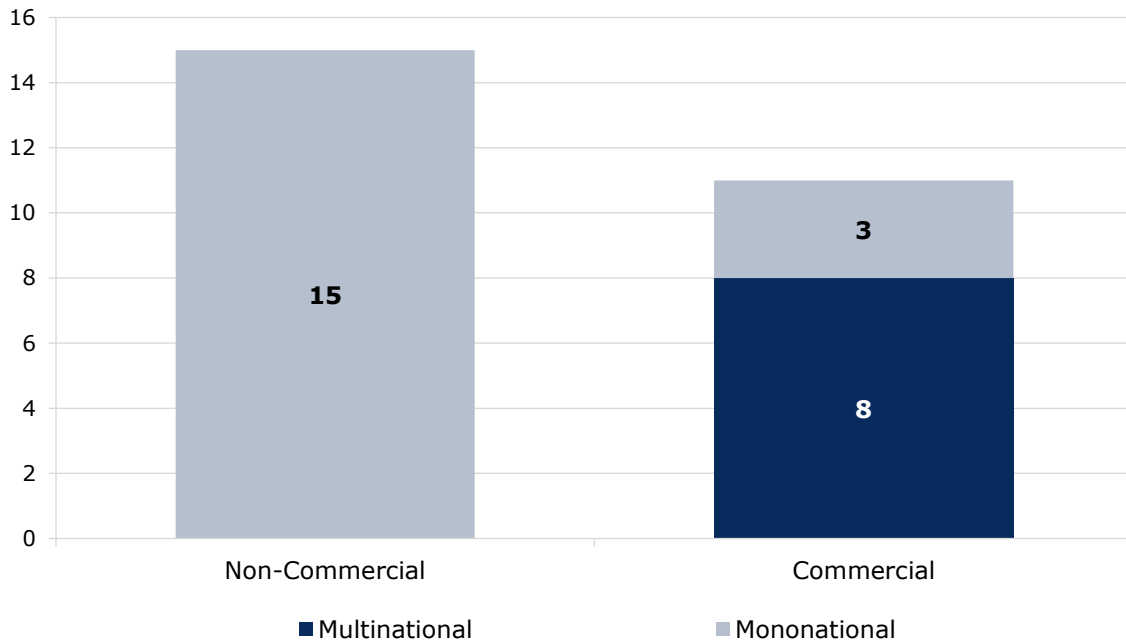
Once notified by the clinical trial sponsors, the National Competent Authorities of the EU/EEA Member States are responsible for keeping, in the EudraCT database, the information on the trial status up to date, including inserting the end of trial date, as applicable.

Further information can be found under the following links:

- [Guidance for the transition of clinical trials from the Clinical trials Directive to the Clinical Trials Regulation](#)
- [CTCG Best Practice Guide for sponsors of multinational clinical trials under CTD transitioned to CTR](#)
- [CTCG Annex cover letter template](#) - CTCG Best Practice Guide for sponsors of multinational clinical trials under CTD transitioned to CTR

Resubmitted initial clinical trial applications per sponsor type and mono- vs multinational trials

The graph below shows the split of resubmitted initial clinical trial applications in February 2024 into commercial/non-commercial sponsors and mononational versus multinational trials.



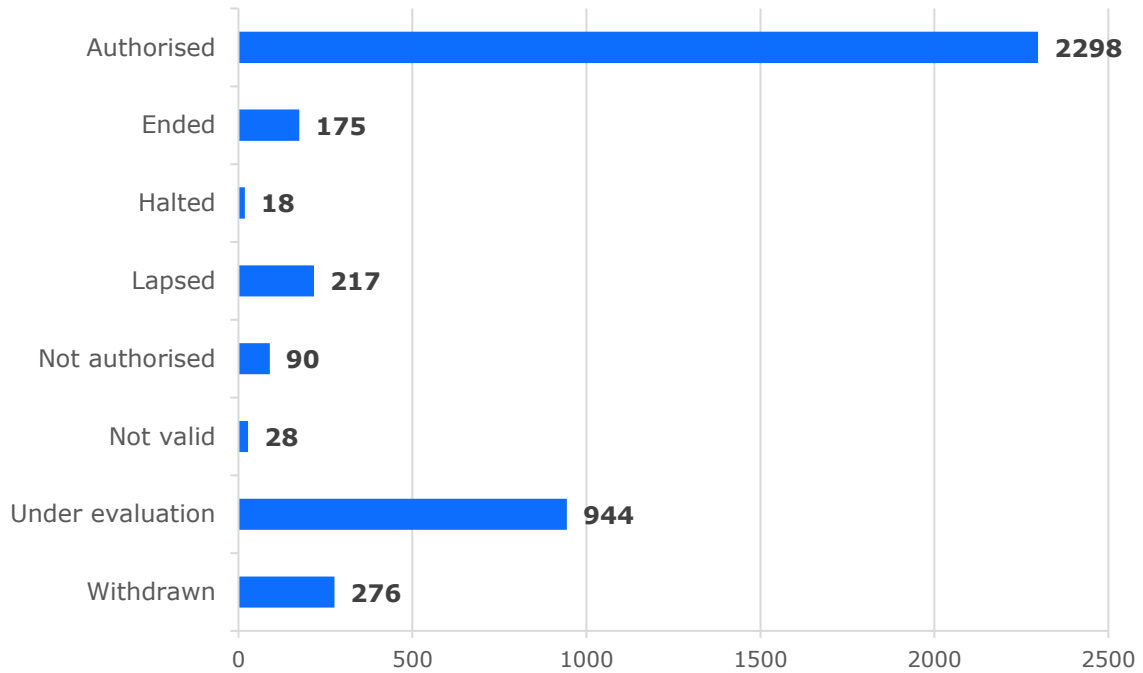
Clinical trials per applicable statuses

Since 31 January 2022, a total of 4,046 initial clinical trial applications have been submitted in CTIS.

The graph below shows the number of trials submitted since 31 January 2022 per applicable overall status at EU level. It should be noted that the status 'authorised with conditions' does not appear in the graph below as it is a status applicable **at the level of the Member States Concerned**.

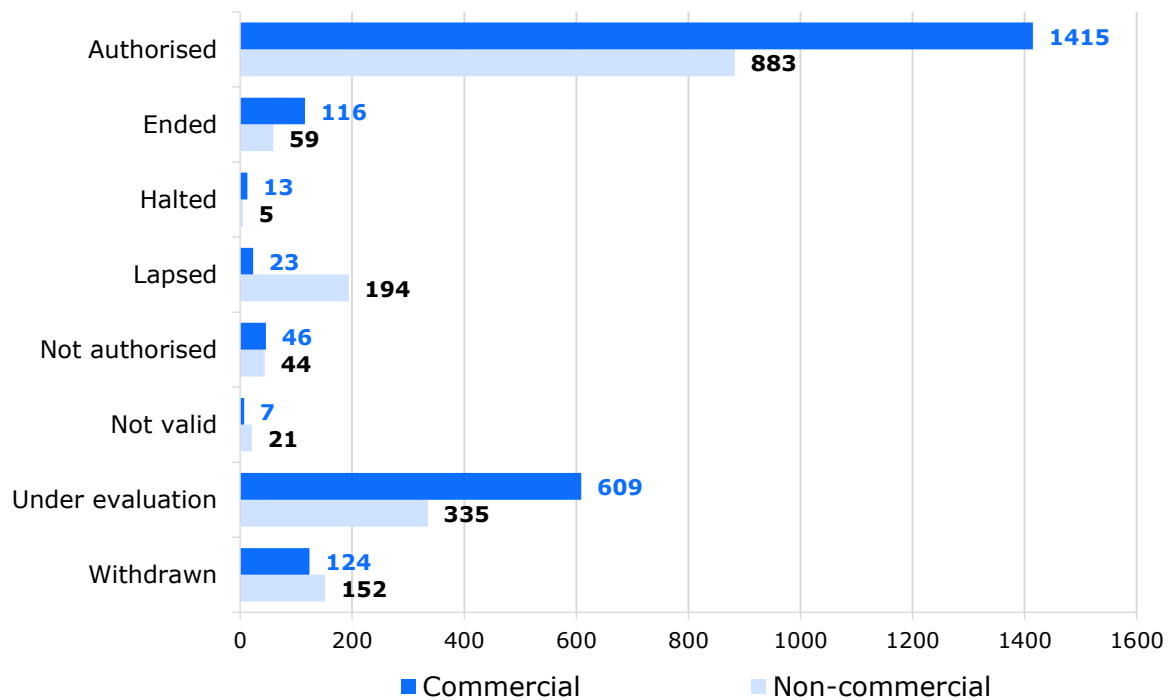
Clinical trials per applicable statuses

The graph below shows the status of each clinical trial as recorded in CTIS at the time when the report is generated.



Clinical trials classified per statuses and per sponsor type

The graph below shows the cumulative figure per status of each clinical trial as recorded in CTIS at the time when the report is generated, in combination with information on sponsor type.



Distribution of submitted **new** initial clinical trial applications per Member State Concerned

The overview below provides information on new initial clinical trial applications – full applications (part I and part II) or part I only – submitted since 31 January 2022 by looking at Member States involvement in mono/multi-national trials, as Reporting Member State (RMS)¹ and Member State Concerned (MSC).

| Member State | Multinational Trials | | Mono-national Trials | Total number of Initial CTAs |
|--------------|----------------------|------------------------|----------------------|------------------------------|
| | MSC | <i>Of which as RMS</i> | | |
| Austria | 204 | 36 | 22 | 226 |
| Belgium | 407 | 75 | 138 | 545 |
| Bulgaria | 194 | 2 | 13 | 207 |
| Croatia | 63 | 0 | 0 | 63 |
| Cyprus | 3 | 0 | 1 | 4 |
| Czechia | 311 | 63 | 25 | 336 |
| Denmark | 221 | 66 | 170 | 391 |
| Estonia | 41 | 4 | 5 | 46 |
| Finland | 86 | 25 | 24 | 110 |
| France | 728 | 118 | 278 | 1006 |
| Germany | 731 | 224 | 201 | 932 |
| Greece | 194 | 2 | 9 | 203 |
| Hungary | 297 | 17 | 13 | 310 |
| Iceland | 4 | 0 | 1 | 5 |
| Ireland | 75 | 5 | 13 | 88 |
| Italy | 696 | 84 | 72 | 768 |
| Latvia | 41 | 3 | 3 | 44 |
| Lithuania | 52 | 8 | 3 | 55 |
| Luxembourg | 2 | 0 | 0 | 2 |
| Netherlands | 346 | 75 | 217 | 563 |
| Norway | 98 | 17 | 34 | 132 |
| Poland | 562 | 59 | 49 | 611 |
| Portugal | 153 | 7 | 35 | 188 |
| Romania | 159 | 7 | 17 | 176 |
| Slovakia | 114 | 13 | 1 | 115 |
| Slovenia | 19 | 2 | 2 | 21 |
| Spain | 913 | 251 | 205 | 1118 |
| Sweden | 180 | 39 | 69 | 249 |

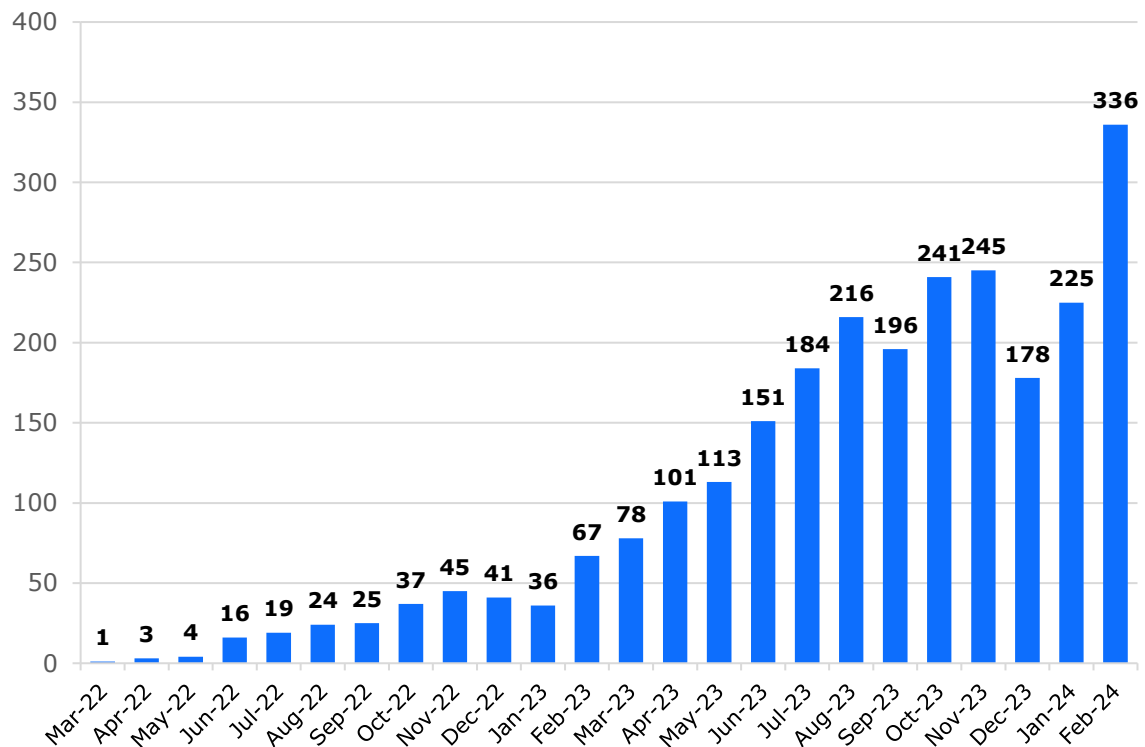
¹ RMS is the Reporting Member State appointed in line with the requirements of Article 5 of the Clinical Trials Regulation (EU) No 536/2014.

Chapter 2

Authorised clinical trials

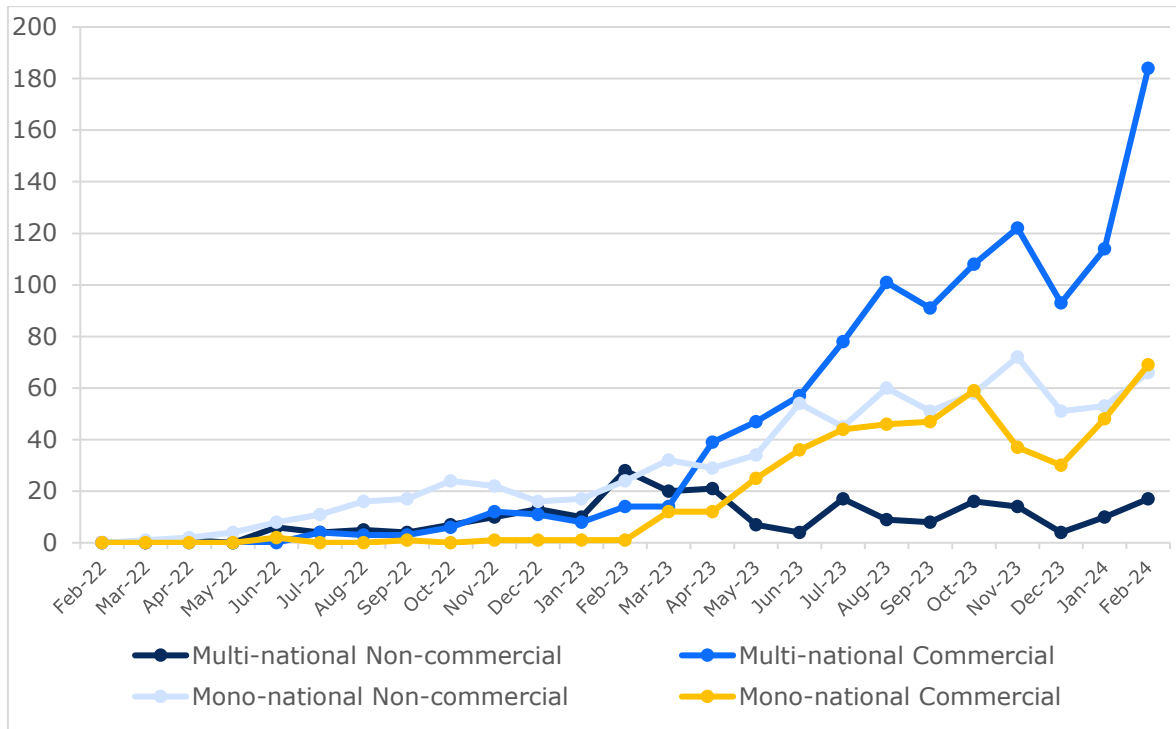
Since 31 January 2022, a total of 2,582 have received a decision in CTIS, of which 2,491 received a positive decision authorising the clinical trial. The graph below includes figures on both authorised and not authorised clinical trials.

In February 2024, of the 336 initial clinical trial with a decision, 332 have been authorised.



Mono- vs multinational trial, for which a decision has been issued, and in relation to the sponsor type

The graph below shows the number of trials for which a decision has been issued in CTIS, per month, since 31 January 2022. The graph below includes figures on both authorised and not authorised clinical trials as well as commercial/non-commercial sponsor.

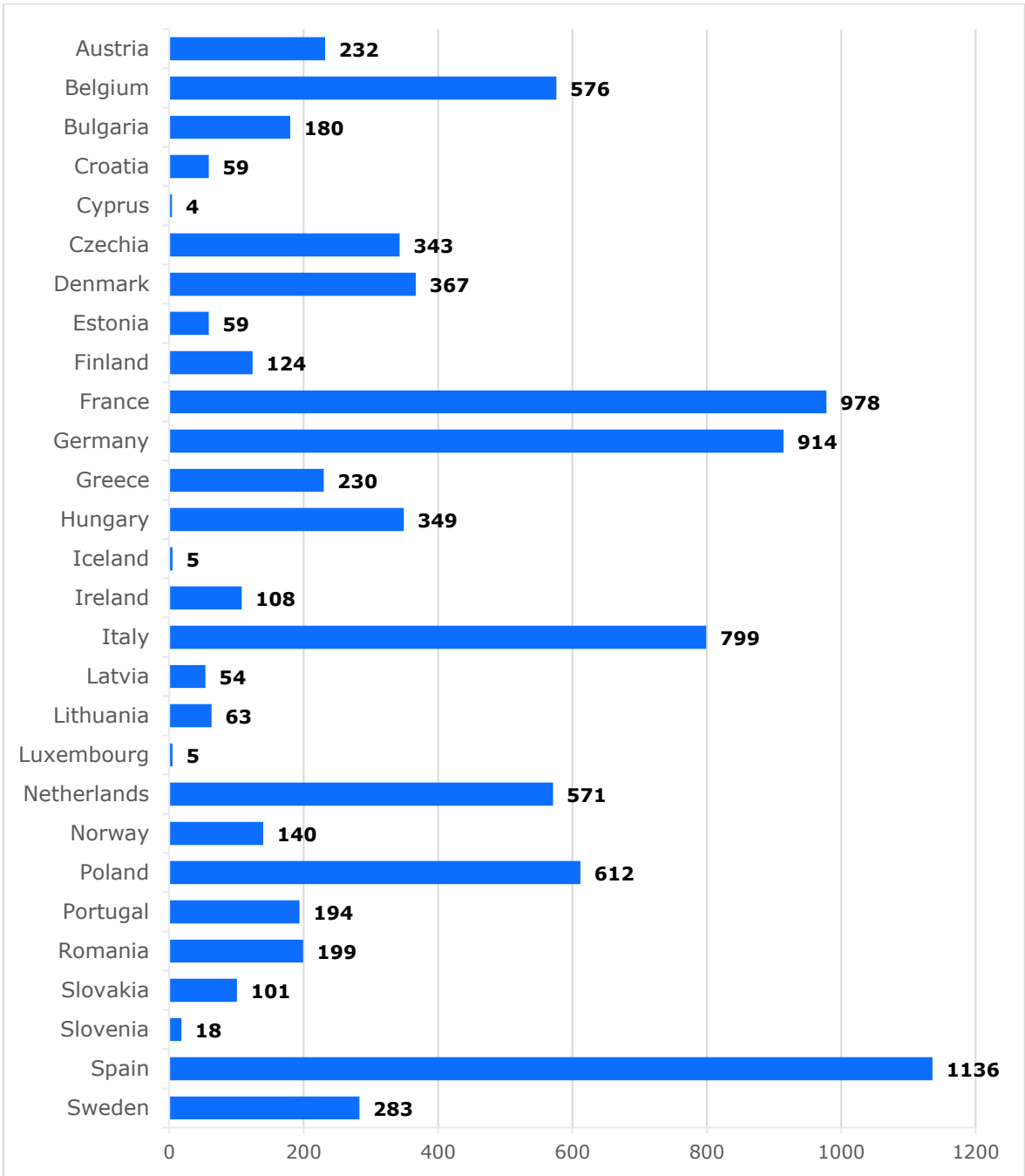


Until February 2024, 1,357 multinational clinical trials have a decision in CTIS with an average of 6 Member States Concerned.

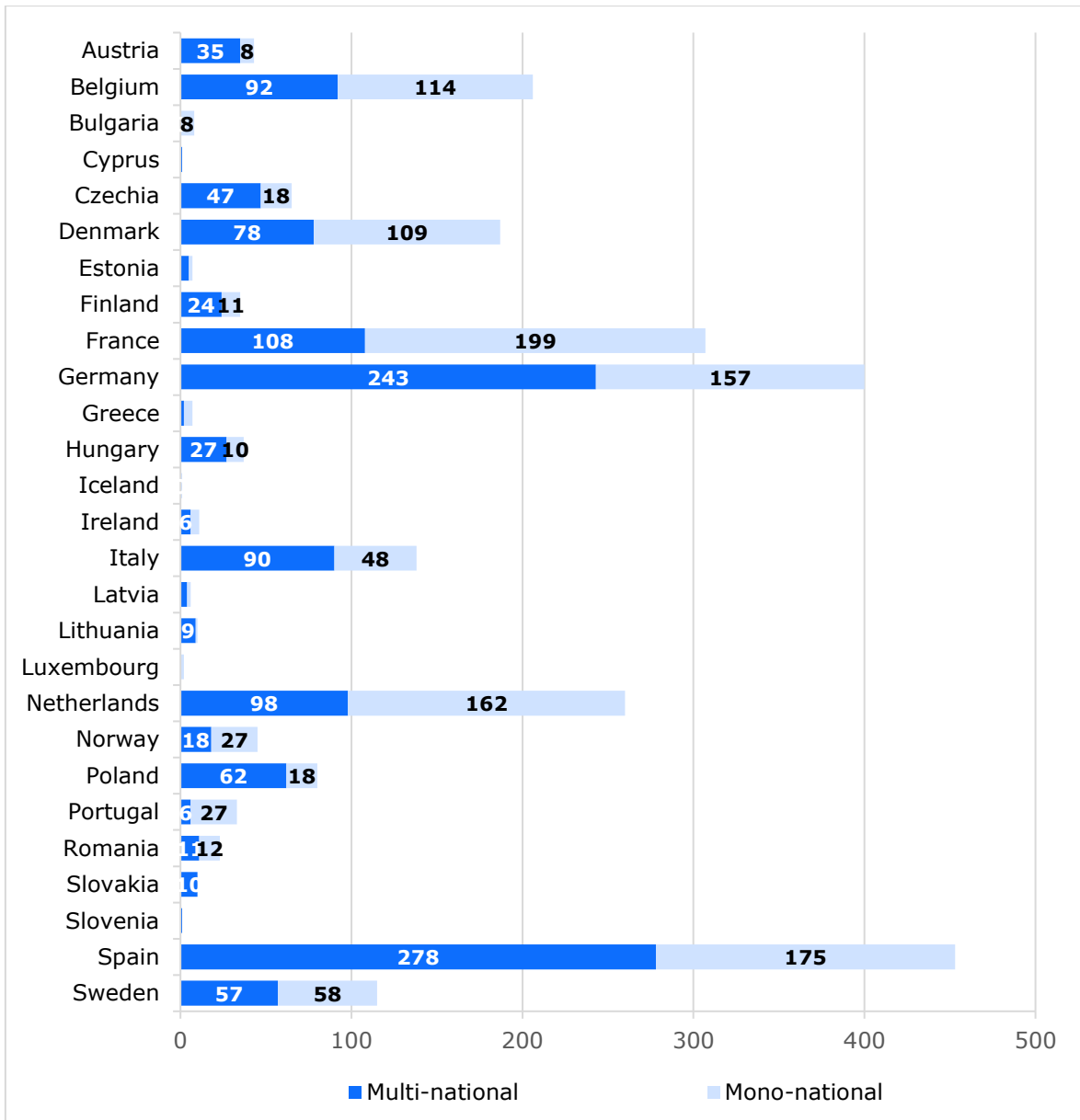
Distribution of **authorised** clinical trials per Member State Concerned and appointment of Reporting Member State

The graph below shows the number of clinical trials authorised since 31 January 2022. The figures indicate how many times a Member State has been involved as Member States Concerned² in an initial clinical trial application even if it has not authorised yet the trial in its country.

² In multinational clinical trials the same initial clinical trial application has been submitted to multiple Member State Concerned, and it is counted in the graph in each applicable MSC.



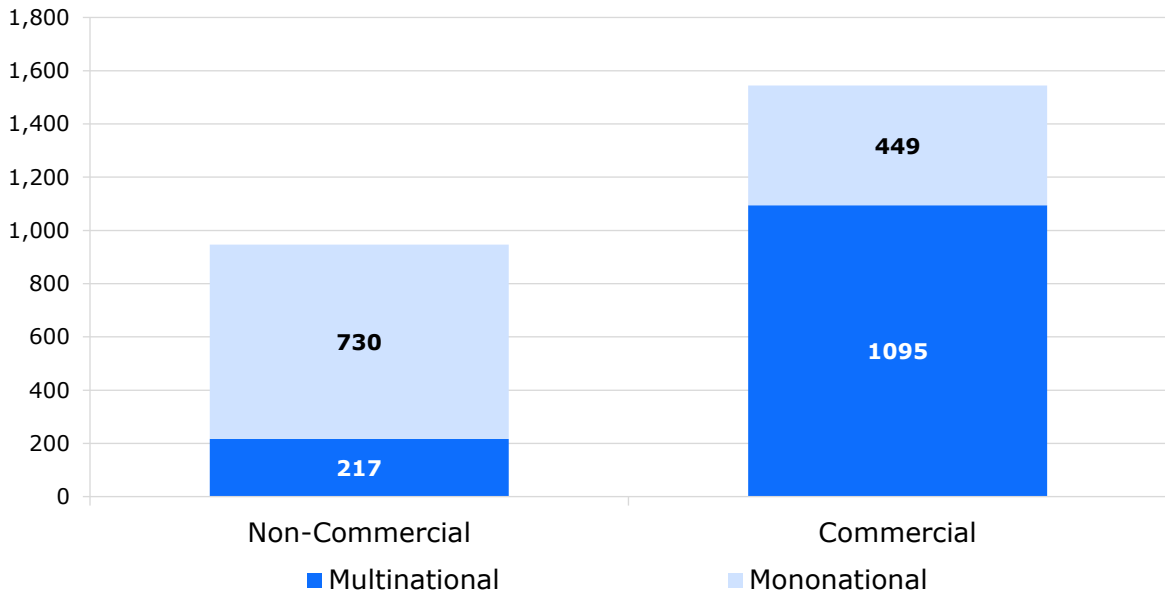
The graph below shows the distribution of appointment of Reporting Member State (RMS), amongst the applicable Member States Concerned, in authorised mono- and multinational trials.



Authorised clinical trials, with information whether the trial is a mono- vs multinational and in relation to sponsor type

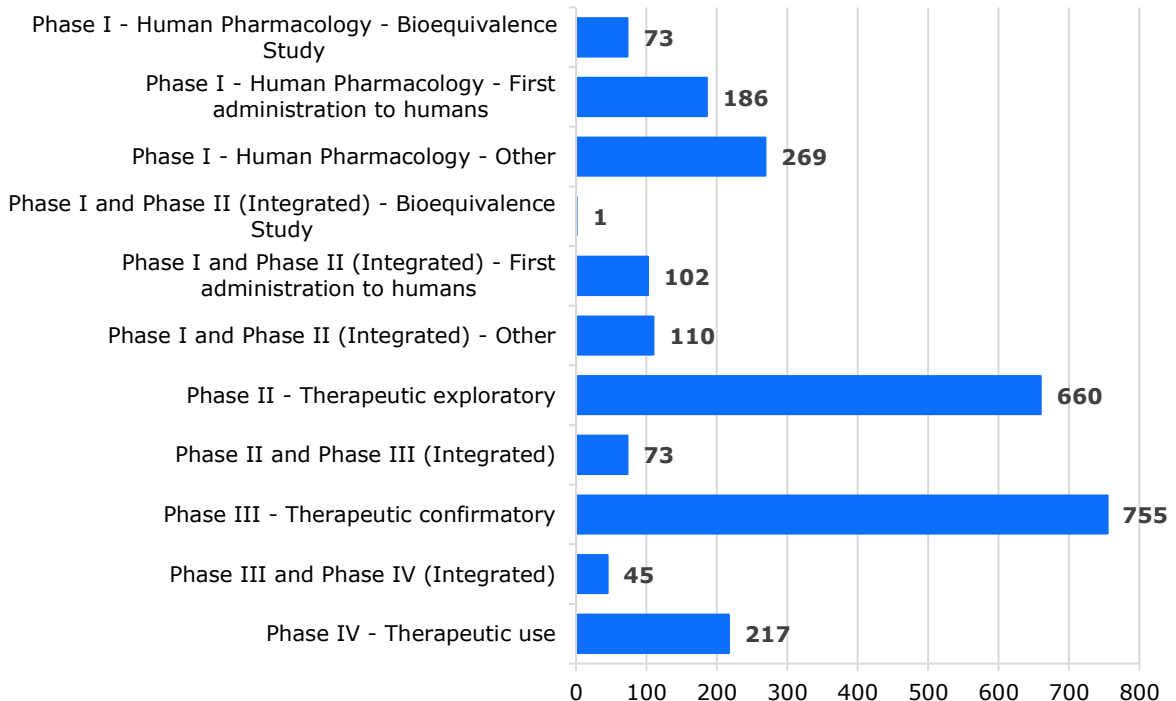
The graph below shows the number of clinical trials authorised since 31 January 2022, split into mono national/ multi-national and per sponsor type.

The graph shows a majority of mono-national CTs authorised conducted by non-commercial sponsors. On the contrary the majority of CTs authorised, conducted by commercial sponsors, are multinational.



Authorised clinical trials per phase (i.e. I, II, III, IV, as well as first in human clinical trials or combined phases early (I and II))

The graph below shows the number of clinical trials authorised since 31 January 2022, broken down per trial phase.

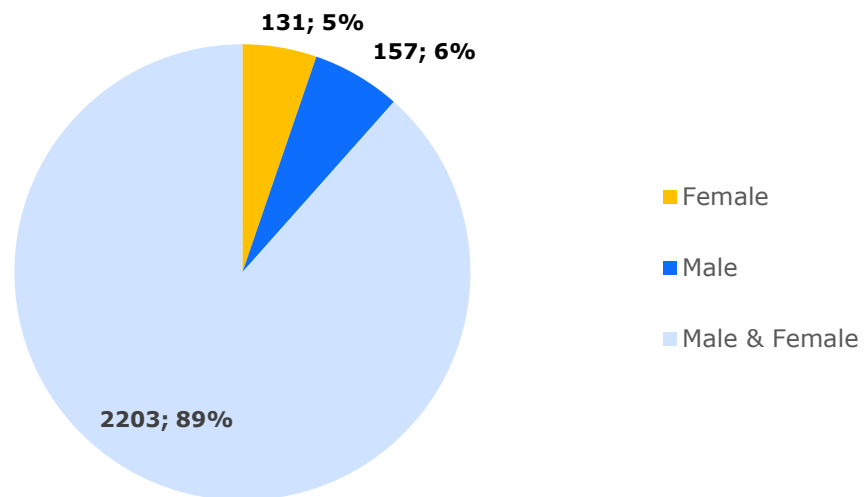


Clinical trials per population type and rare disease

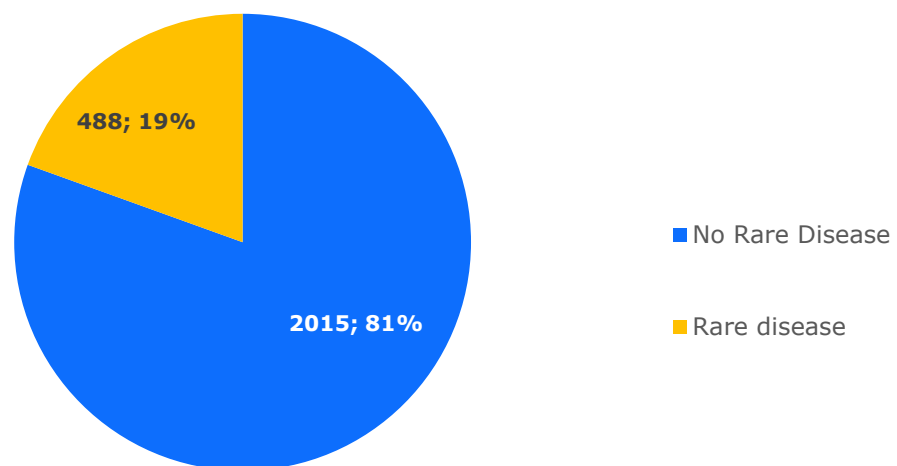
At the end February 2024, 1,384 clinical trials were reported as ongoing in CTIS. The term 'ongoing' refers to clinical trials that have been authorised in at least one Member State Concerned where the recruitment of patients has started at the clinical investigator sites³.

The graph below illustrates some features of the groups and subgroups of the clinical trial participants taking part in clinical trials that have been authorised in the EU/EEA.

By Gender of clinical trials participants



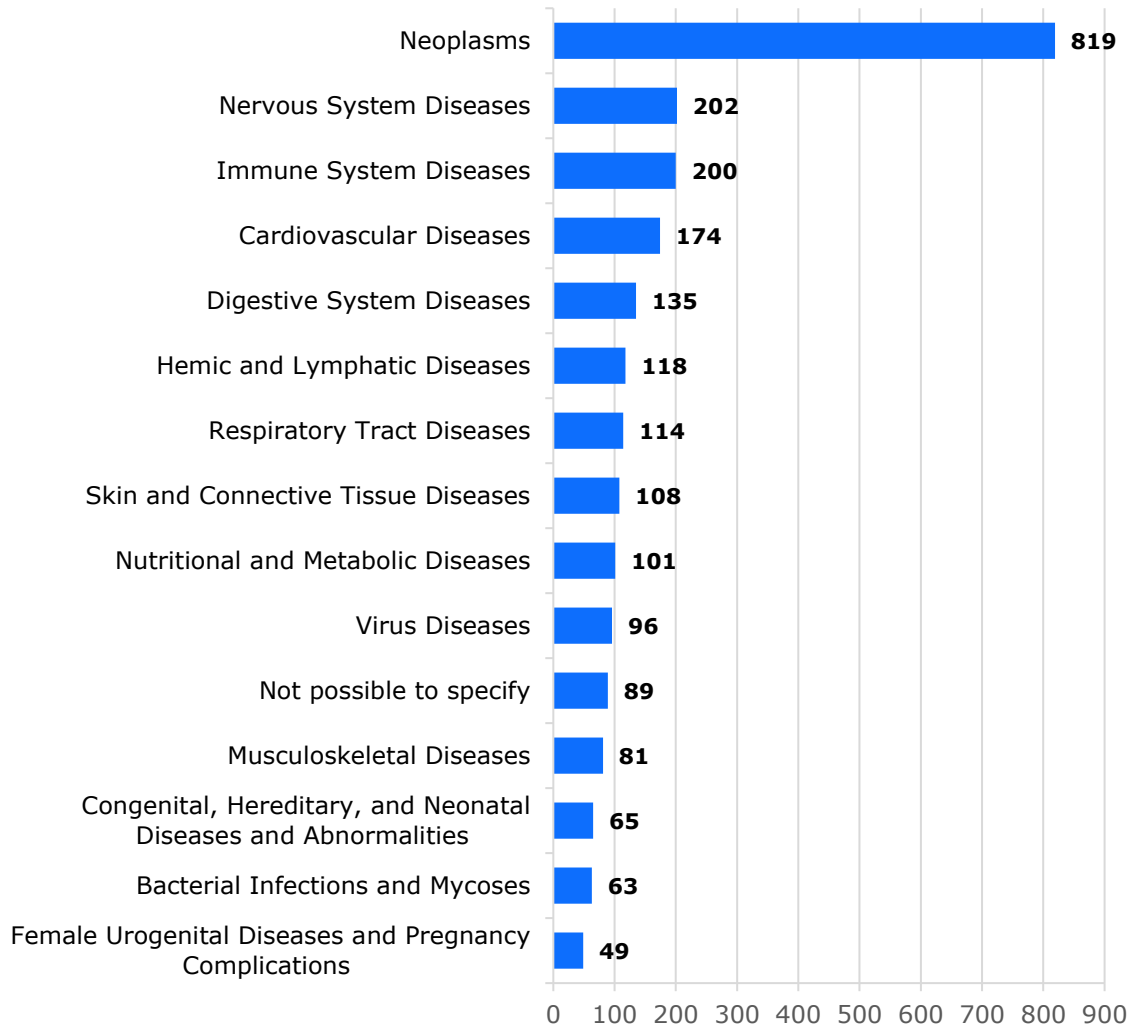
Clinical trials participants with rare disease



³ Details on recruitment status are based on the information reported by the trial sponsor in CTIS.

Authorised clinical trials per therapeutic area

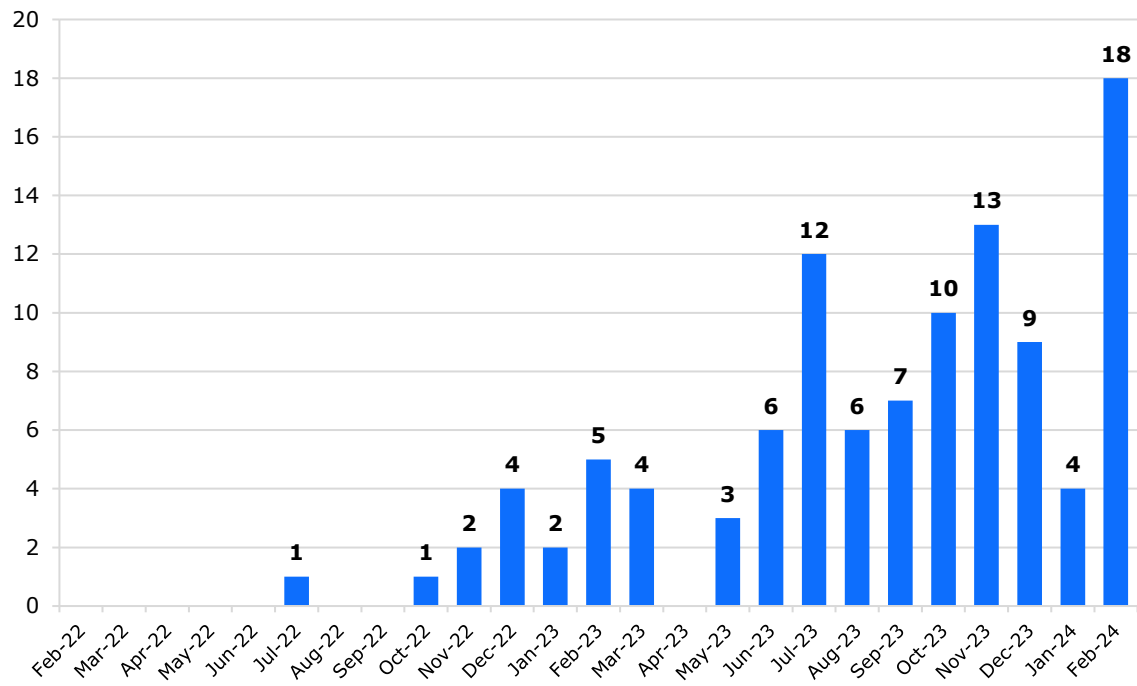
The graph below shows the number of clinical trials authorised since January 2022, broken down per therapeutic area⁴, showing the most frequent 15 therapeutic areas.



Authorised clinical trials with an ATMP

Eighteen clinical trials with an Advanced Therapy Medicinal Product (ATMP) have been authorised in February 2024, bringing the total of authorised clinical trials with ATMP to 107, as illustrated in the graph below.

⁴ In case a clinical trial investigates several therapeutic areas, it is counted in each of such identified therapeutic areas.



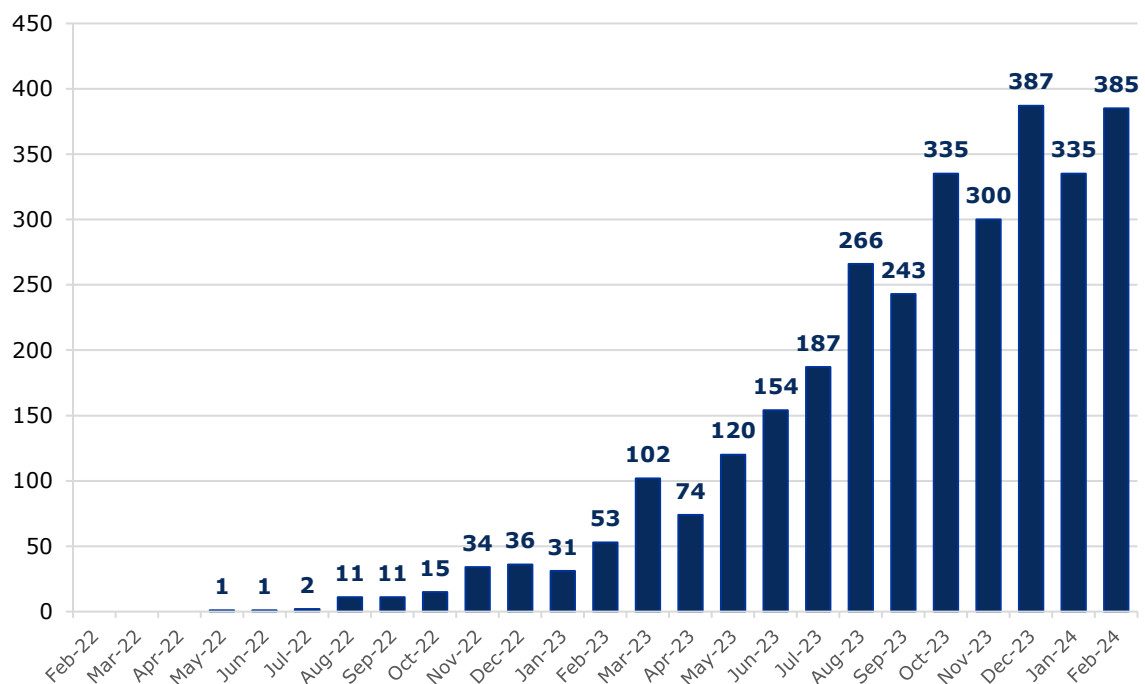
Chapter 3

Substantial modification applications

Substantial modifications⁵ are those modifications that have a substantial impact on the safety or rights of the subjects or on the reliability and robustness of the data generated in the clinical trial.

Submitted substantial modification applications

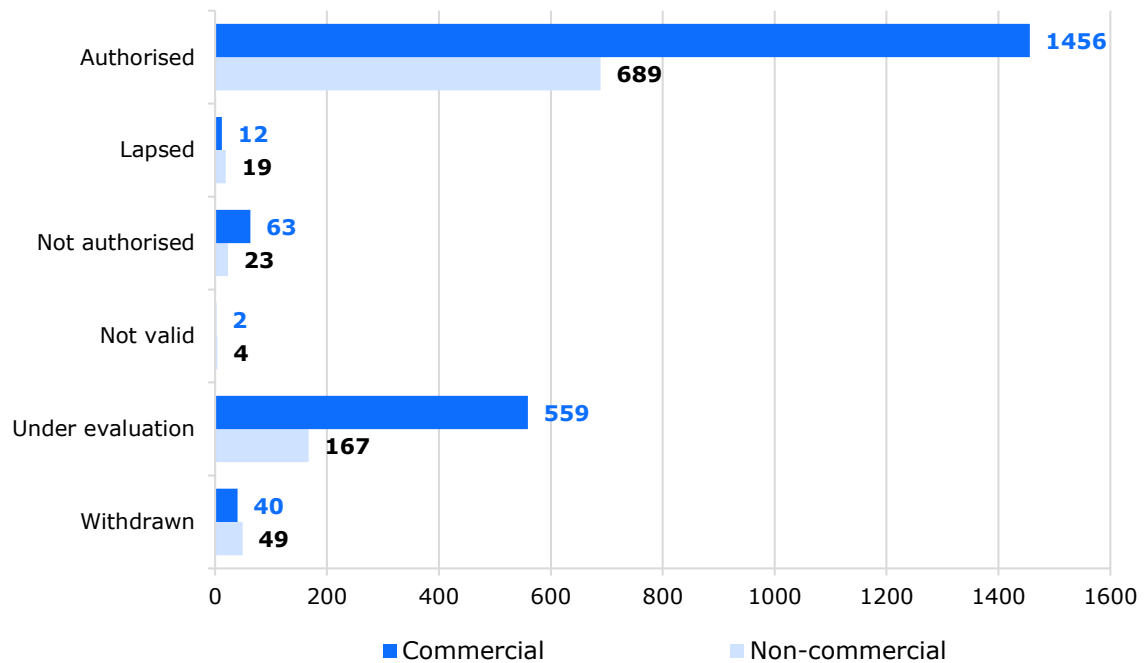
Overall, 3,083 distinct substantial modification applications, affecting 1,338 trials, have been submitted since the launch of the system on 31 January 2022, of which 385 substantial modifications submitted in February 2024, affecting 321 trials.



⁵ Substantial modifications for part I only, or part II only or part I and part II, are foreseen in chapter II of Regulation (EU) No 536/2014

Substantial modification applications per applicable statuses and by sponsor type

Since 31 January 2022, 3,083 distinct applications for substantial modifications, were submitted in CTIS, presented below per application status and sponsor type.

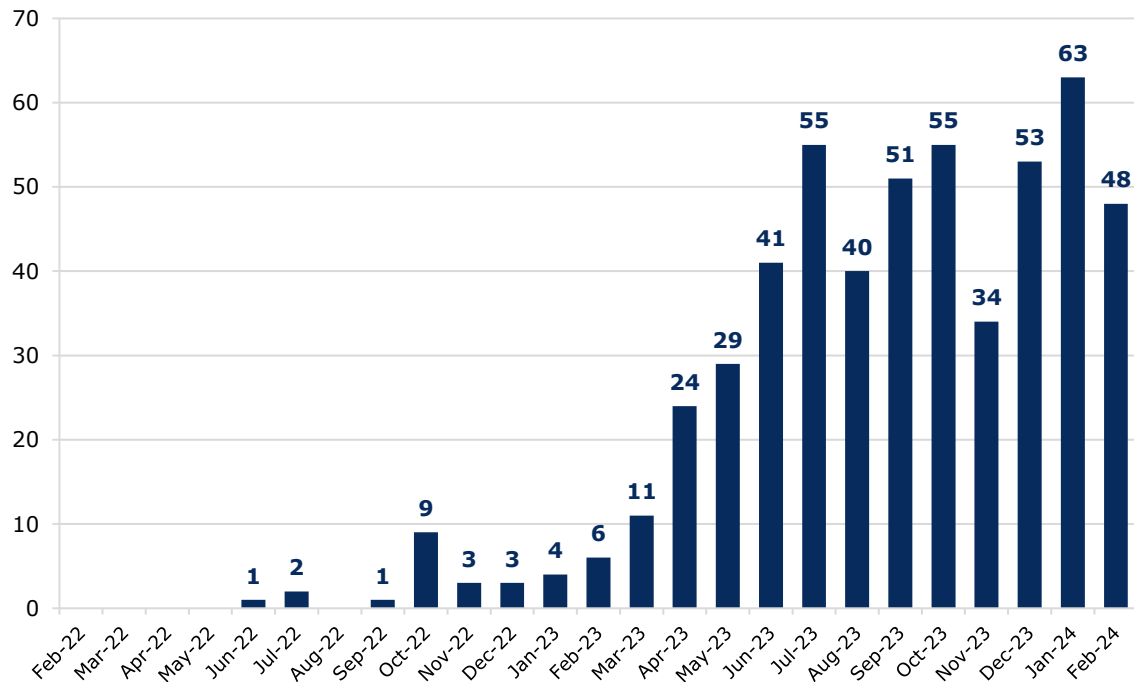


Chapter 4

Addition of a Member State Concerned

Submitted addition of Member States Concerned applications

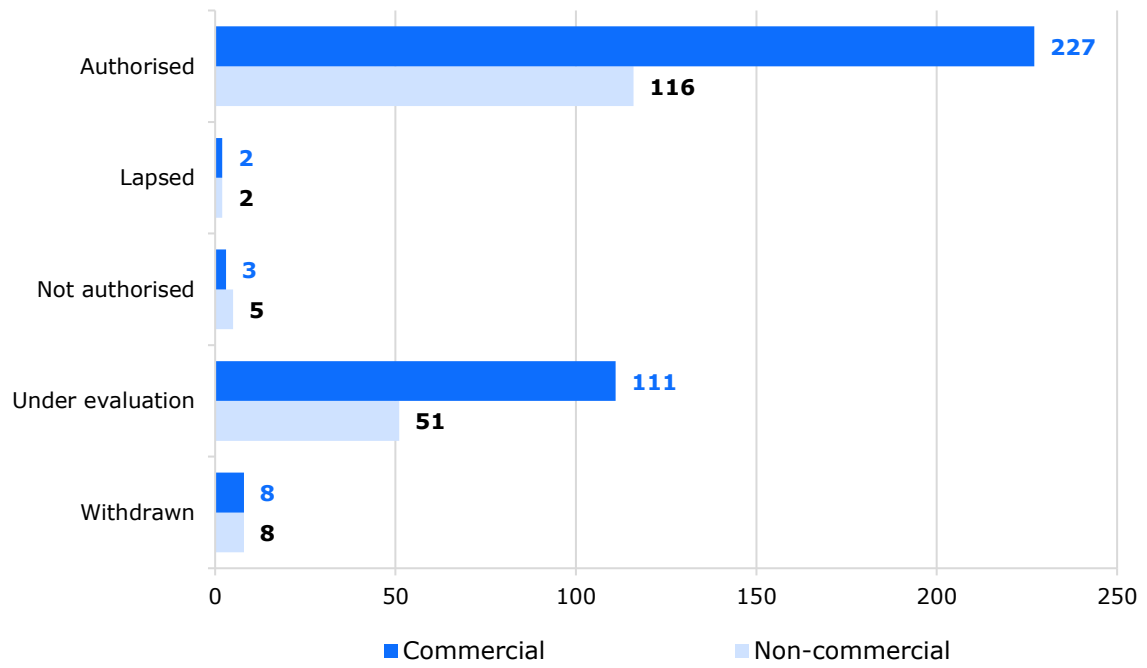
Since 31 January 2022, 533 distinct applications for the addition of a new MSC⁶, affecting 210 trials, have been submitted in CTIS, of which 48 addition of new MSC submitted in February 2024, affecting 31 trials.



Addition of Member States Concerned applications per applicable statuses by sponsor type

Since 31 January 2022, 533 distinct applications for the addition of a new MSC have been submitted in CTIS, presented below per application status and sponsor type.

⁶ Applications to add a new Member States Concerned are submitted in accordance with the requirements of Article 14 of Regulation (EU) No 536/2014



Chapter 5

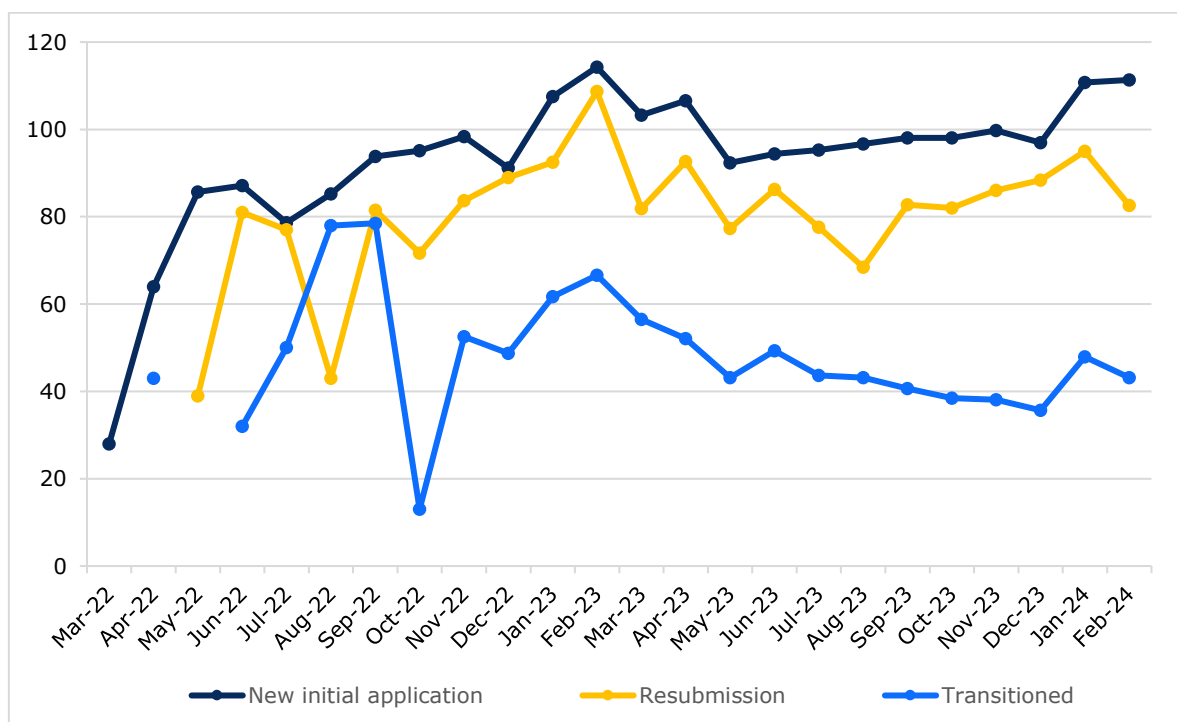
Timelines

The graphs below show average timelines from submission of initial clinical trials applications to different points in time.

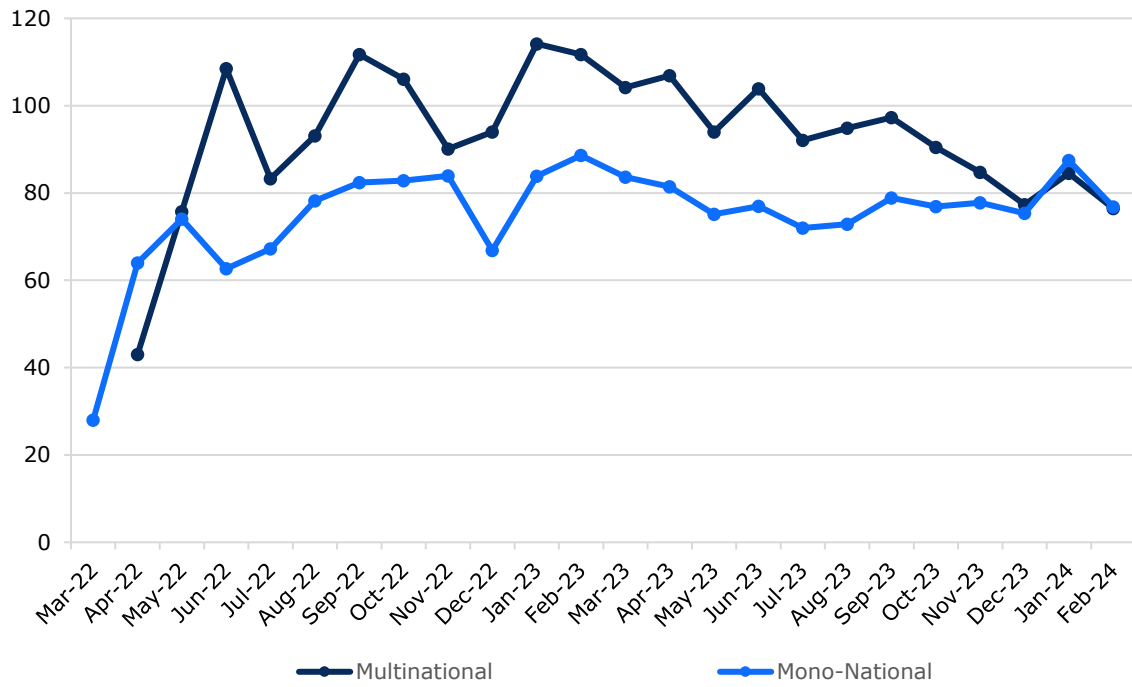
Average time from submission of initial clinical trial applications to decision

This graph takes into consideration the average number of days between the decision date, and the submission date for the trials for which the decision has been issued in that particular month. The time requested to issue a decision is related to the date when sponsors decide to submit Part II documents in case of partial initial application.

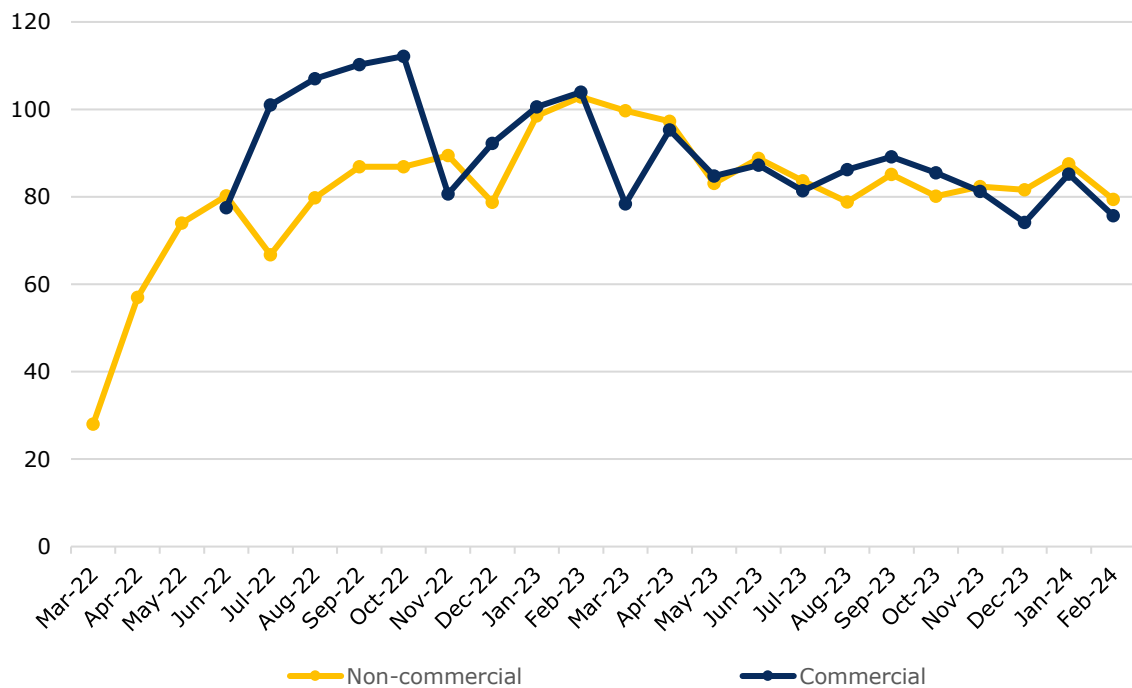
Average time per new initial application/ resubmission and transitional trials from submission of initial clinical trial applications to decision



Average time per mono- vs multinational clinical trials from submission of initial clinical trial applications to decision

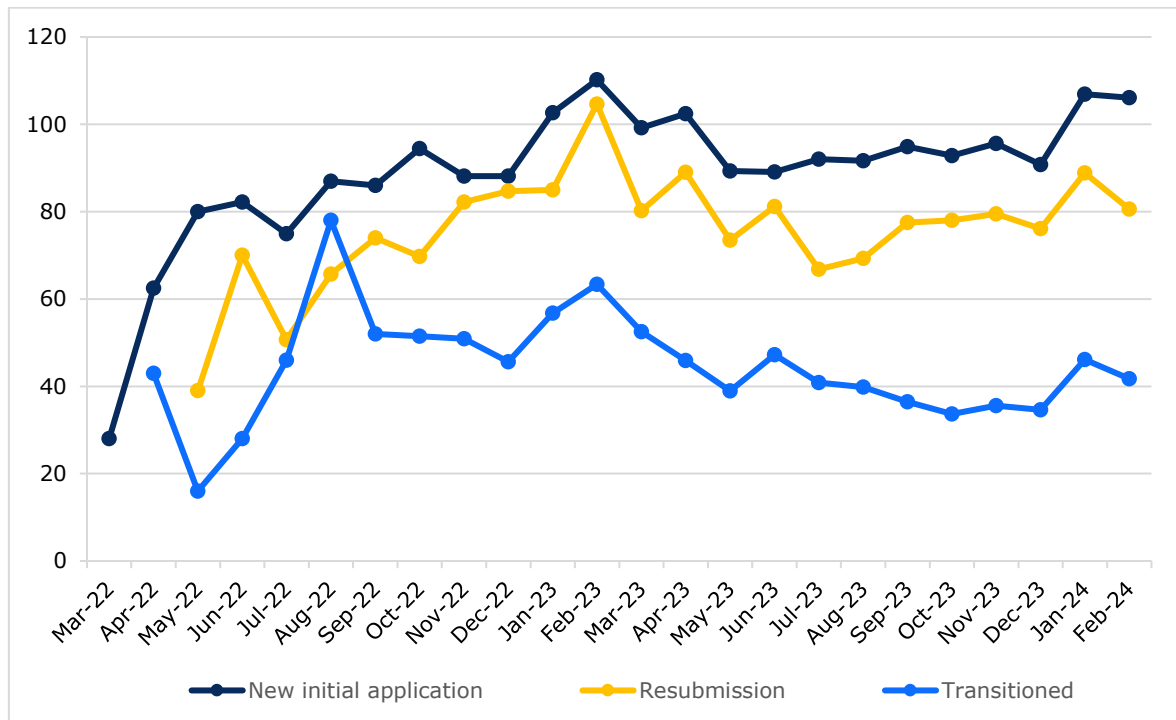


Average time per commercial/ non-commercial sponsors from submission of initial clinical trial applications to decision



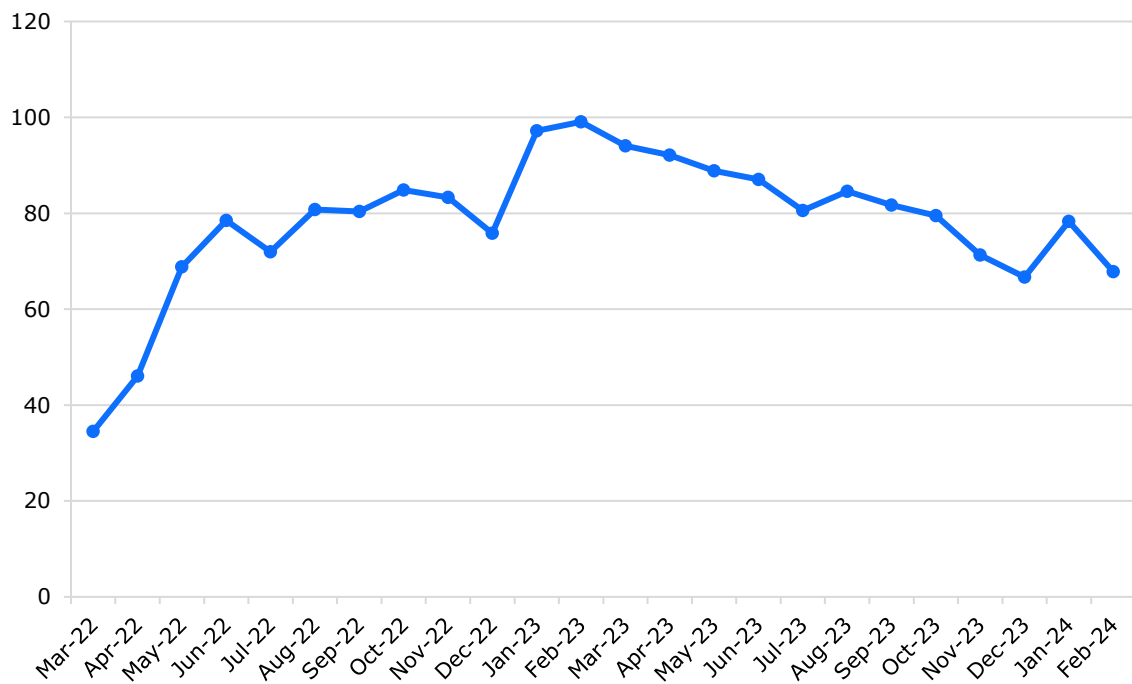
Average time from submission of initial clinical trial applications to Part I conclusion

This graph takes into consideration the average number of days between the part I conclusion and the submission date for the trials for which the part I conclusion has been issued in that particular month.



Average time from submission of initial clinical trial applications to part II conclusions

This graph takes into consideration the average number of days between the part II conclusion, for each MSC, and the submission dates for the part I (regardless of whether the application was a full application or a partial application) for the trials for which the part II conclusion has been issued in that particular month. The time requested to reach part II conclusions depends on: (i) when conclusion on part I is issued, (ii) when sponsors submit part II documents and (iii) the time to assess part II documents and issue a part II conclusion. Sponsors are allowed to submit part II documents later than part I (still within 2 years after the notification of the conclusion on the aspects covered by Part I of the assessment report or the trial lapses – art. 11).



Chapter 6

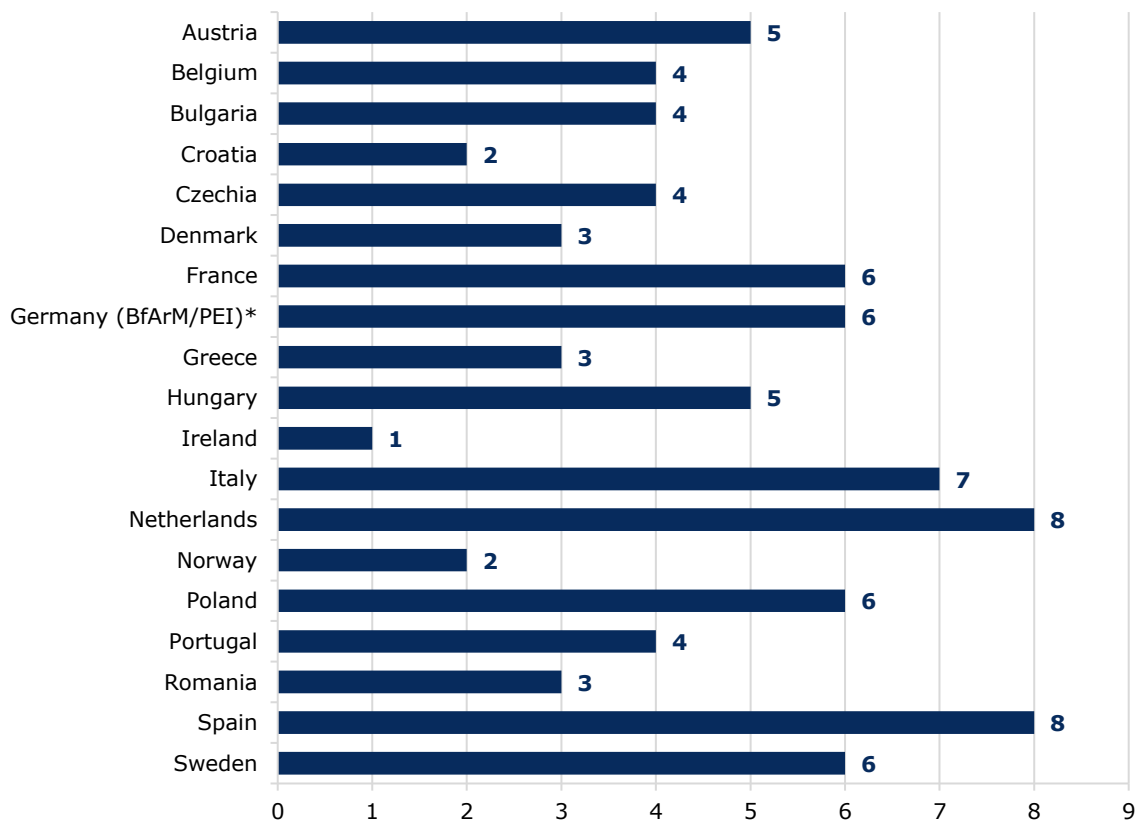
Features of the substances

Safety assessing Member States (saMS) appointment

The saMSs for active substances that are used in mononational clinical trials is the RMS.

The saMSs for active substances that are used in multinational clinical trials is appointed.

During the reporting period, 19 Safety Assessing Member State (saMS) were appointed for 87 active substances as presented below.



European Medicines Agency

Domenico Scarlattilaan 6
1083 HS Amsterdam
The Netherlands

Telephone +31 (0)88 781 6000

Send a question www.ema.europa.eu/contact

www.ema.europa.eu

Monitoring the European clinical trials environment
A deliverable of the ACT EU Priority Action 2 – February 2024
EMA/129565/2024

© European Medicines Agency, 2024
Reproduction is authorised provided the source is acknowledged.